

EDUC 315.301 - Seminar #5


“HEY! WAIT! You forgot
your lunch!!”

A dozen things NOT to forget before heading
out on your two-week practicum

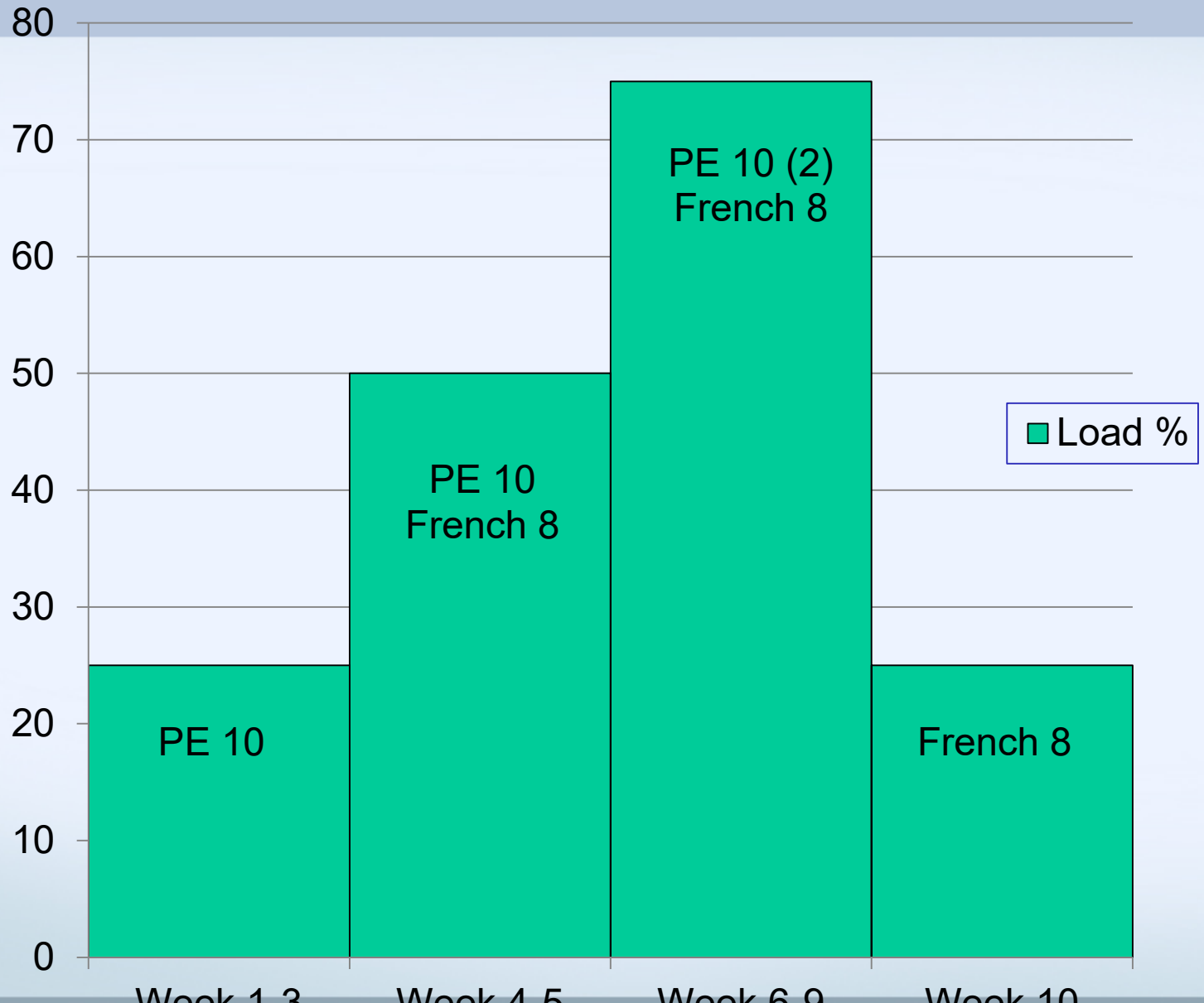


Don't compare!

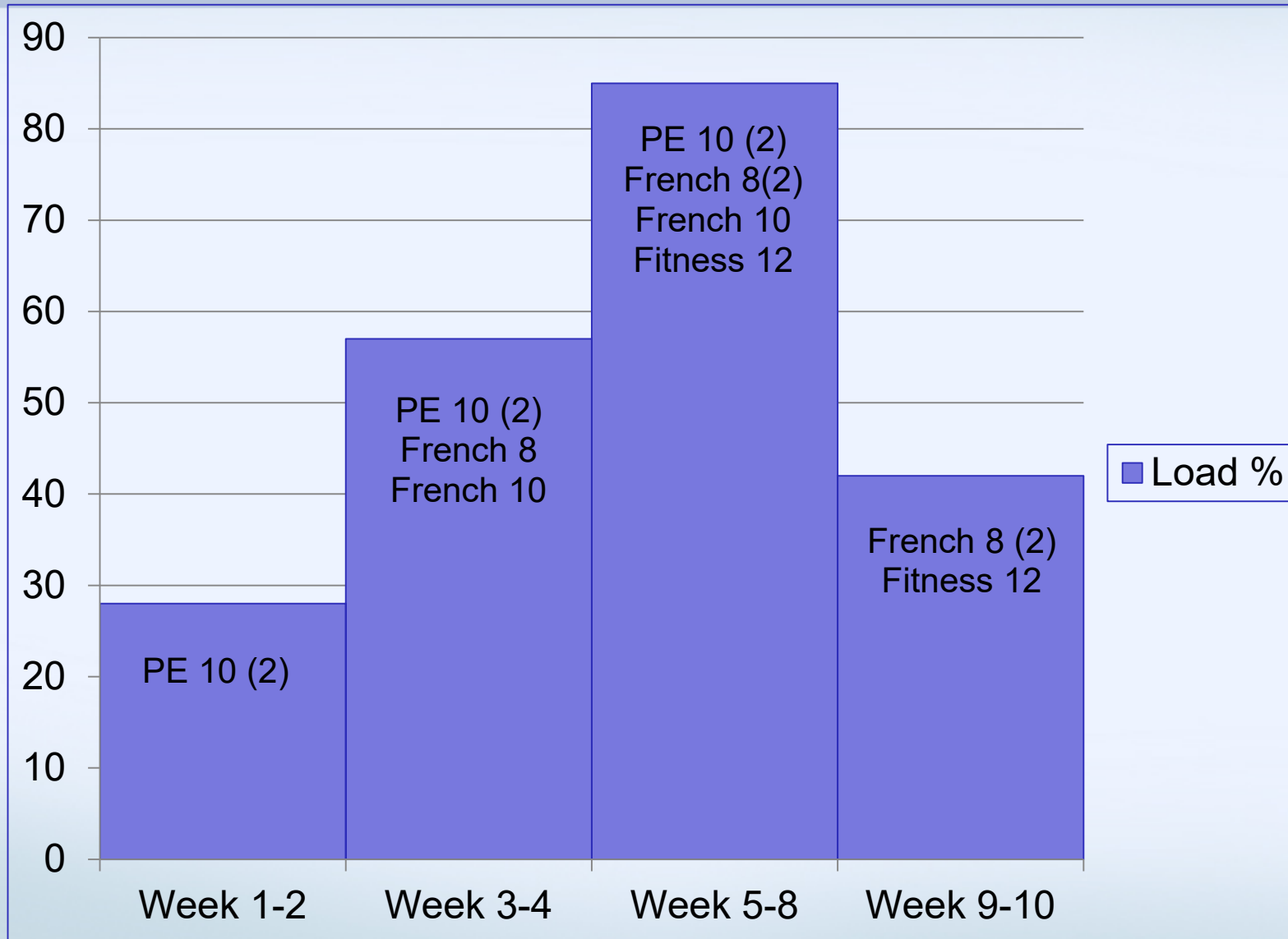
- number of “preps”
- number of school advisors (SA's, or sponsor teachers)
- number of students in your Faculty Advisor's (FA's) load



Teaching Loads



Teaching Loads



Why Semester Schools are Superior to Linear Schools...



- Teaching loads only require 3 blocks instead of 6 (less preps, etc.)
- The ability to work with one school advisor during the practicum
- The ability to start the extended practicum at the beginning of Semester 2

Why Semester Schools are Inferior to Linear Schools...



- Teaching loads only require 3 blocks instead of 6 (less preps, etc.)
- The ability to work with one school advisor during the practicum
- The ability to start the extended practicum at the beginning of Semester 2

Take advantage of your observations/time!



- within your department(s)
- within other departments
- have a plan going in...
- you have time now you won't have later

Get a head start.

- on your load, probable assignments
- on marking software (E-Class, Integrate, MyEdBC, etc.)
- on relationships, extracurricular, etc.



Set a good example.




4

- make a good first impression!
- be 'early' - stay 'late'
- dress appropriately



Remember - you're a guest.

- ask for
before
- photo
- office



Don't be too quick to judge.



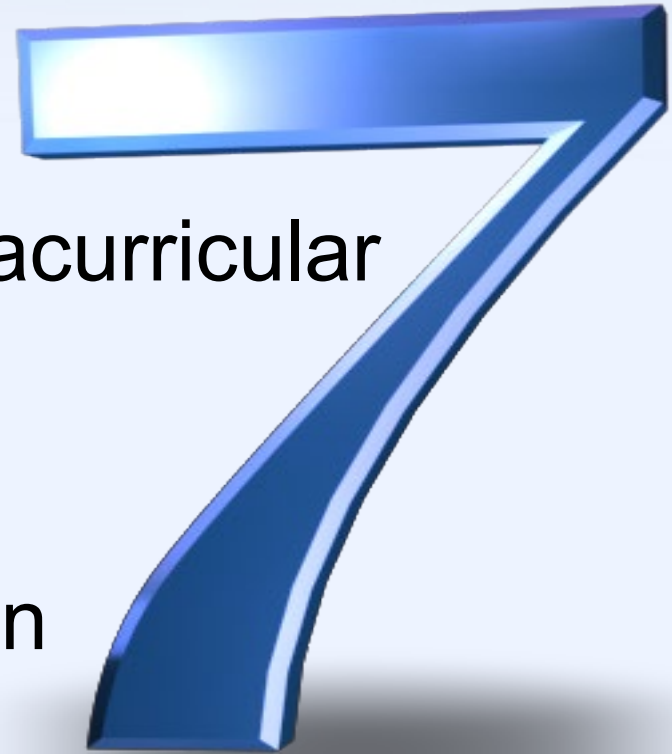
6

- give some time for you and your advisor(s) to feel each other out
- don't expect a great relationship right off the bat (or maybe ever)
- don't be too sensitive to criticism



Set the tone.

- get involved in extracurricular (if possible!!!)
- Pro-D (connect...)
- advance preparation for the spring...
- Follow-up visits



Be prepared!!

- plan, plan, plan!!!!
- consult with your FA and SA(s)
- put yourself in the best possible light
- make sure lines of communication are clearly open



Leave on comfortable ground.



- make sure to have at least 1 'triad' meeting
- try and have teaching load secured prior to the end of EDUC 315*
- concerns? suggestions?
- complete the [EDUC 315 form](#)
- remember to address WorkSafe BC requirements (CANVAS)

Follow Up Visits, etc....

- 3 Tuesdays set aside for return visits to practicum schools – Nov 19, 26, Dec 10 (Surrey Orientation)
- December 3 TC Pro-D Conference
- (Continue to) confirm teaching loads, work on planning, obtain resources
- Thursday, Jan 9 – Extended Practicum Primer
- Thursday, Jan 16 – CFE Contact Day
- Friday, Jan 17 – Career Fair (SUB Nest)
- Friday, Jan 24 – Pre-Practicum Contact Day (final school visit)

A large, blue, 3D-rendered number '10' is positioned on the right side of the slide. The number has a metallic, reflective surface and is set against a light blue background with a subtle reflection effect below it.

Have a good time!



11

- don't be too nervous
- experiment - use what you have learned
- don't be afraid to ask for help!
- enjoy yourself!!

Communicate if needed.

A large, blue, 3D-rendered number '12' with a metallic sheen and a slight shadow beneath it, centered on a white background.

- significant concerns - don't be afraid to voice them to FA/SA(s)/me
- changes are always an option, but be aware of the repercussions

