Technology Enabled Evaluation – Advantages and Disadvantages

Kristy Jang, Arwa Alkhalaf, & Sandra Mathison
The University of British Columbia (UBC)

LimeSurvey

Cons	Pros
• For more than 25 research participants, need to purchase more responses • Suitable for more advanced users • Some limitations in survey response formats (e.g. respondents cannot specify the names of "Others" within a Likert-type question) • If you do not log in for 3 consecutive months, then your account is removed for good. (But notification emails are sent).	• Free for up to 25 responses/month • User-friendly interface • Various and complex questions (20+ types) (e.g. Conditions for questions depending on previous answers) • Create your own page layout using template editor • Service available in over 50 languages; execute the same survey in different languages simultaneously • Anonymous or non-anonymous survey • Keep easy track of responses and non-responses • Reminder emails to participants • Notification emails when responses are submitted • Participants can save answers to complete survey at a later time • Automatic compilation of data • Articulates results in basic statistics and charts • Export results in various file forms • Online live technical support

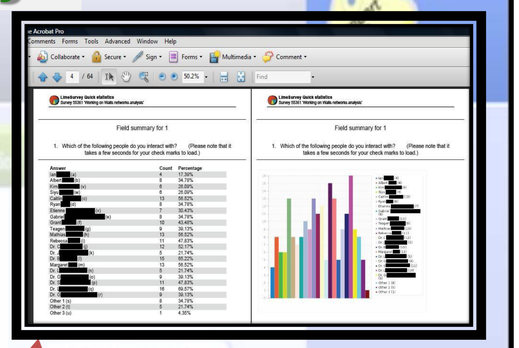

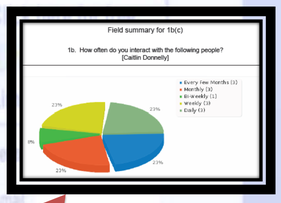

Google docs

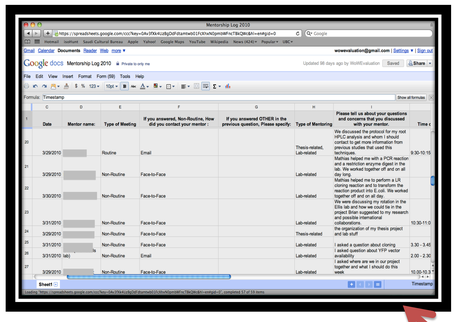

Pros	Cons
• Free • User-friendly • Attractive interface • Aesthetically appealing: an option of 71 design choices • Pre-made item formats • Easy to setup: only basic computer skills is needed • Effortless distribution • An online tracking system • Notification emails when a response is received • Percentages of responses are archived and articulated in charts. • Responses are compiled in an Excel sheet that can be exported into different file formats. (e.g. Excel, PDF, OpenOffice) • Survey can be publicized.	• Need to have a Gmail account • When changing the order of items in a survey, one must also change the order in the compiling sheet. • There is no room for creativity in terms of survey item formulation. • Not for advanced users • Must log into a Gmail account to view responses

Working on Walls (WOW)

This presentation analyzes the use of four different web-based data collection and analysis tools. These tools have been used in an evaluation context of a graduate-level, professional development program called WOW. The program aims to expand the employability of graduate and post-graduate students in the Faculty of Botany at UBC through group mentoring and training networks. These technologies were found to be economical, efficient and effective ways of collecting and managing various types of data. Such advances help conduct formative evaluations in a more timely manner, which enhances the effectiveness and usability of evaluation results.

UCINET

Cons	Pros
• Need to understand basic SNA concepts and statistical analysis methods • More for advanced users • Software can be slow at times. • Time consuming to import data and attribute files	• Import and export SNA data into different file formats • Visualize interactions among stakeholders • Provides various SNA methods: centrality measures, subgroup identification, role analysis, etc. • Various statistical analyses available (e.g. univariate and multivariate statistics) • Rotate sociograms in three-dimensional space • Handle over 5,000 nodes • User-friendly

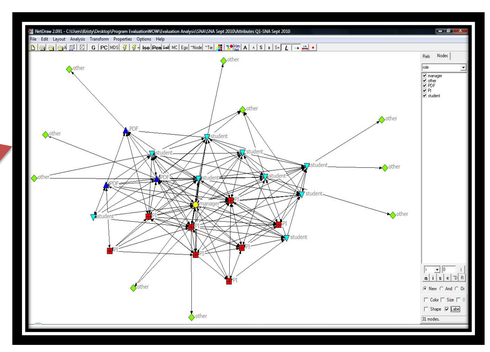

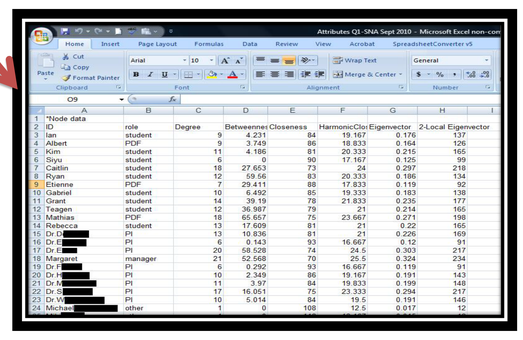

Adobe Acrobat Pro 9

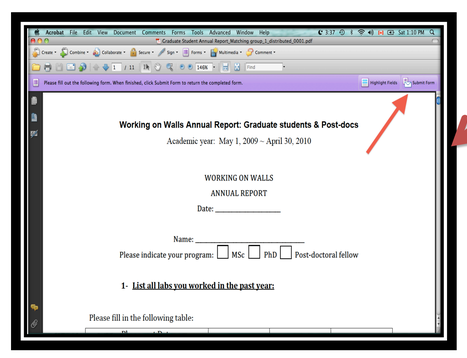

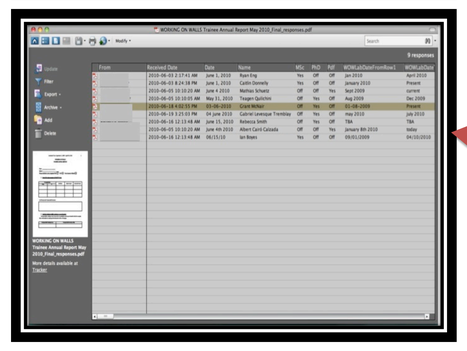

Pros	Cons
• Easy to send and submit a form • There is room for creativity in formatting surveys and items. • Compiles data automatically in a separate file. • Compiled data may be exported into different file formats. (e.g. PDF, Excel) • Sends notification emails when responses are submitted • No need to go online to see responses; responses are created in a file on your computer.	• The document must be created first through any word processing program or PDF writer then opened through Adobe. • Not as user-friendly • For more advanced users - difficulty in editing the original text • Software must be bought/not free. Student discounts at most universities

Continuing growth of technology and online education has encouraged the use of web-based student surveys in educational evaluation (Moss & Hendry, 2002). This presentation has important implications for the practice of evaluation, especially for increasing the efficiency and effectiveness of data collection and management through the use of different web-based technological tools. These web-based tools were chosen collaboratively with the program's stakeholders and demonstrate the importance of engagement with stakeholders in choosing strategies that are contextually relevant and viable.

* Reference: Moss, J. & Hendry, G. (2002). Use of electronic surveys in course evaluation. *British Journal of Educational Technology*, *33*(5), 583-592.