



Presenting in Groups Part 2


Bowker Comm 395

Building Your Team



Become Something New

- ▶ Group presentations are not just a sum of individual presenters, but rather a mix of people supporting each other and enhancing each other's skills. (Rebecca Wieland)
- ▶ Your group will be something more than the sum of its parts.



Chemistry

- ▶ Come up with a vision
- ▶ Get buy in
- ▶ Develop trust
- ▶ Decide to like each other
- ▶ Doesn't require a leader – usually one emerges although not necessarily obviously



Purpose & Story

- ▶ **Have a common goal**
 - ▶ Where do you start?
 - ▶ Where do you end?
- ▶ **Think of your narrative arc**
 - ▶ What is the conflict you resolve or greater understanding that you bring?
- ▶ **Purpose is different from story**
 - ▶ Purpose: why do we need to know this? Why do we care?
 - ▶ Story: what's happening? Who's there? What does it look like?




Sharing the Stage

- ▶ Choreography
- ▶ Physicality
- ▶ Everyone is active and engaged with each other
- ▶ Create energy




Classic Formations


- ▶ The 1-3 Isolator



- ▶ The Double Double



- ▶ The United We Stand



Source: Jaclyn Mansfield, Chi Chang, Michelle Shen, Ideen Toudeh Fallah



Transitions

- ▶ Move smoothly between presenters without interruption
 - ▶ Practice knowing your cues
- ▶ Decide if each presenter will contrast or complement the manner of the previous presenter
- ▶ Can be subtle or have an obvious segue
- ▶ The result should be a natural ***progression***



Unity

- ▶ Tone
- ▶ Pace
- ▶ Volume
- ▶ Colour



Contrast & Complement

- ▶ Tense v safe
- ▶ Confidence v insecurity
- ▶ Low stakes v high stakes
- ▶ Light v dark
- ▶ Humour v serious
- ▶ Energetic v calm
- ▶ Be sure to have at least two contrasting elements in your presentation



End

