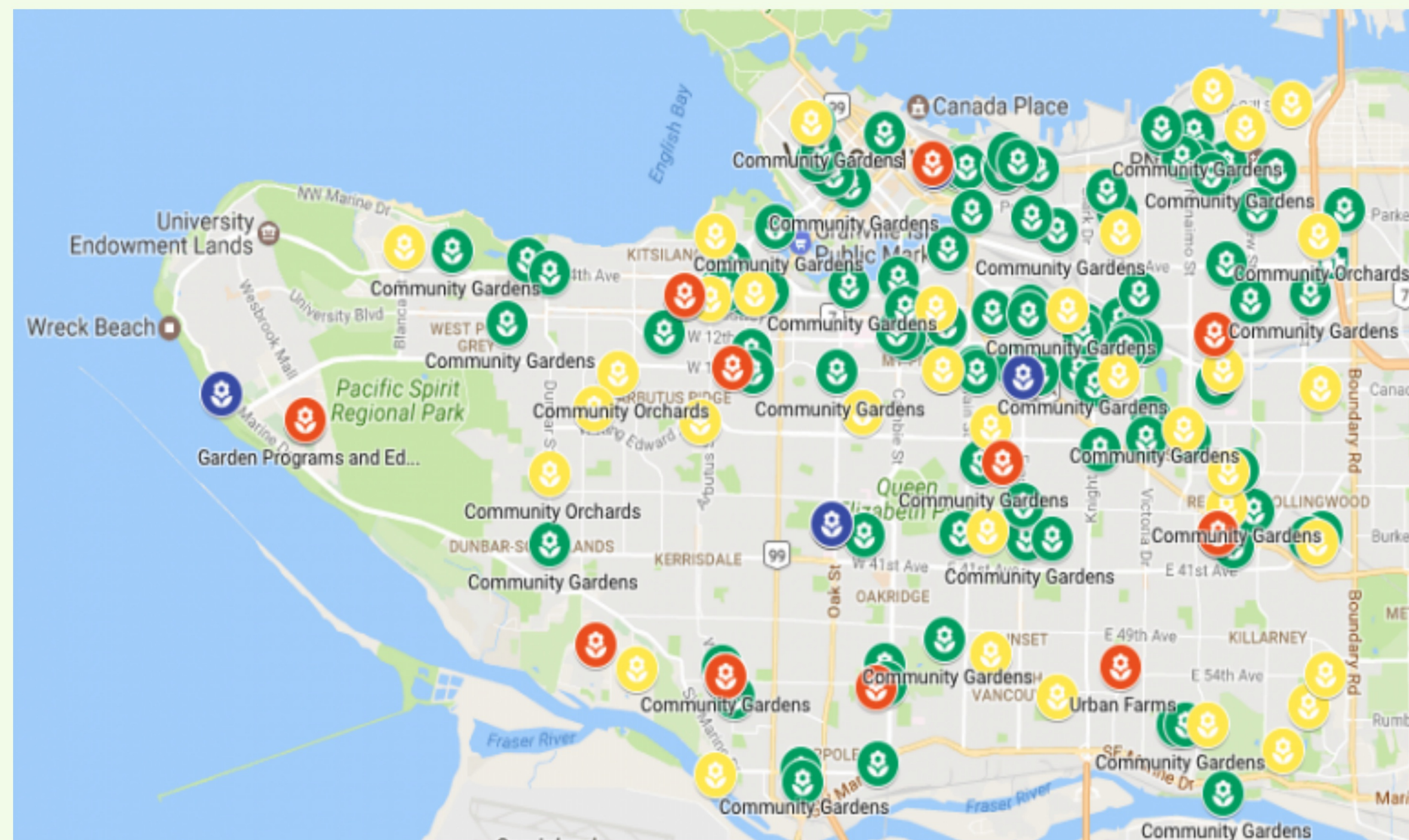


# MAPPING FOOD PRODUCTION ASSETS IN VANCOUVER

**THE ISSUE:** 1 IN 10 HOUSEHOLDS in Vancouver experience food insecurity (10.4%) **IMPACTS** individuals' mental, physical, and emotional health and well-being **&** **INDICATES** a lack of food justice and food sovereignty in the current food system

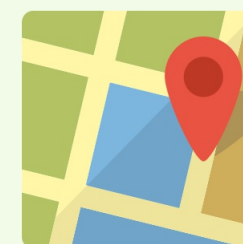
## VANCOUVER FOOD ASSET MAP (VFAM): FOOD PRODUCTION ASSETS



<http://goo.gl/Rb7QJu>



### WHAT WE DID



Conducted map trialling sessions at 3 Save on Foods locations

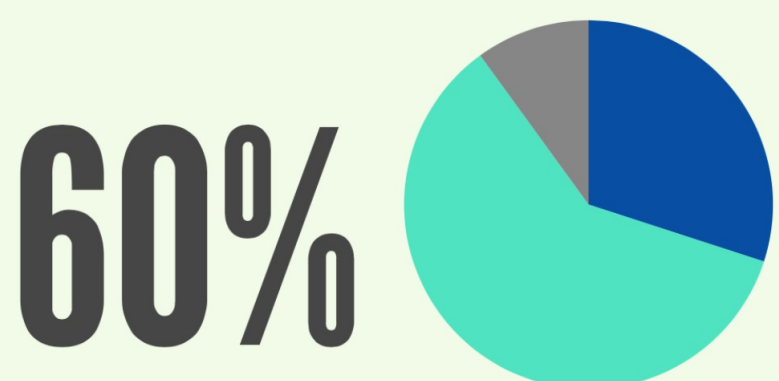


Surveyed community members and established the efficacy of the VFAM based on community feedback

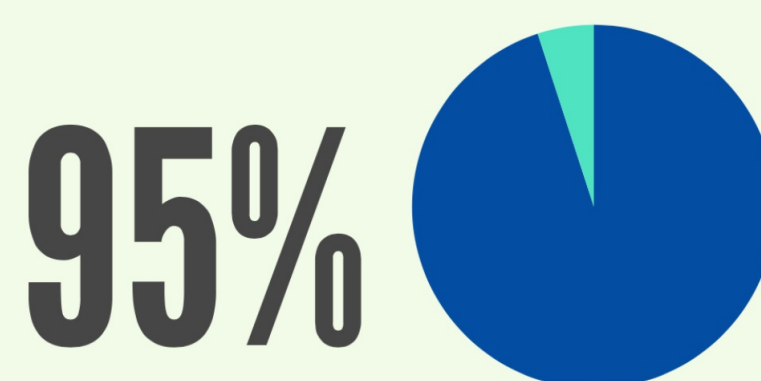


Updated the VFAM food production asset database

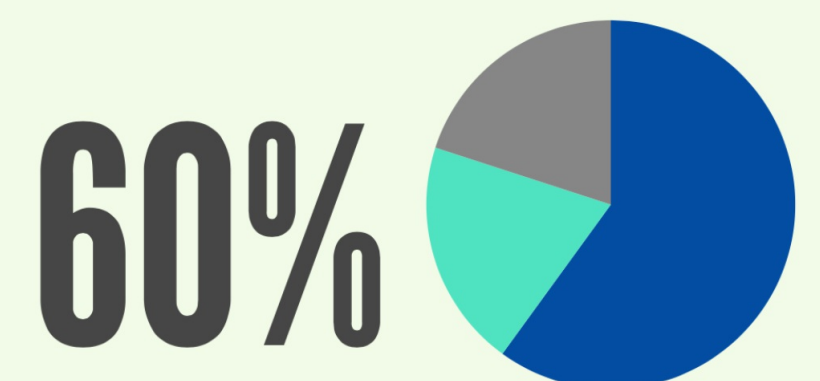
## KEY FINDINGS:



of community members surveyed did not know how to find new food assets



found the map easy to use




would use the map in the future

Yes No Not Sure

n=20

## TAKE HOME MESSAGE & NEXT STEPS:

- The VFAM provides a community **RESOURCE** to help **FIND FOOD ASSETS IN VANCOUVER**
- In the future, VCH and UBC students will continue to update food assets on the map



Check out our blog for more info: <https://blogs.ubc.ca/foodproduction/>

GROUP 11