

# FREN 101 & 102

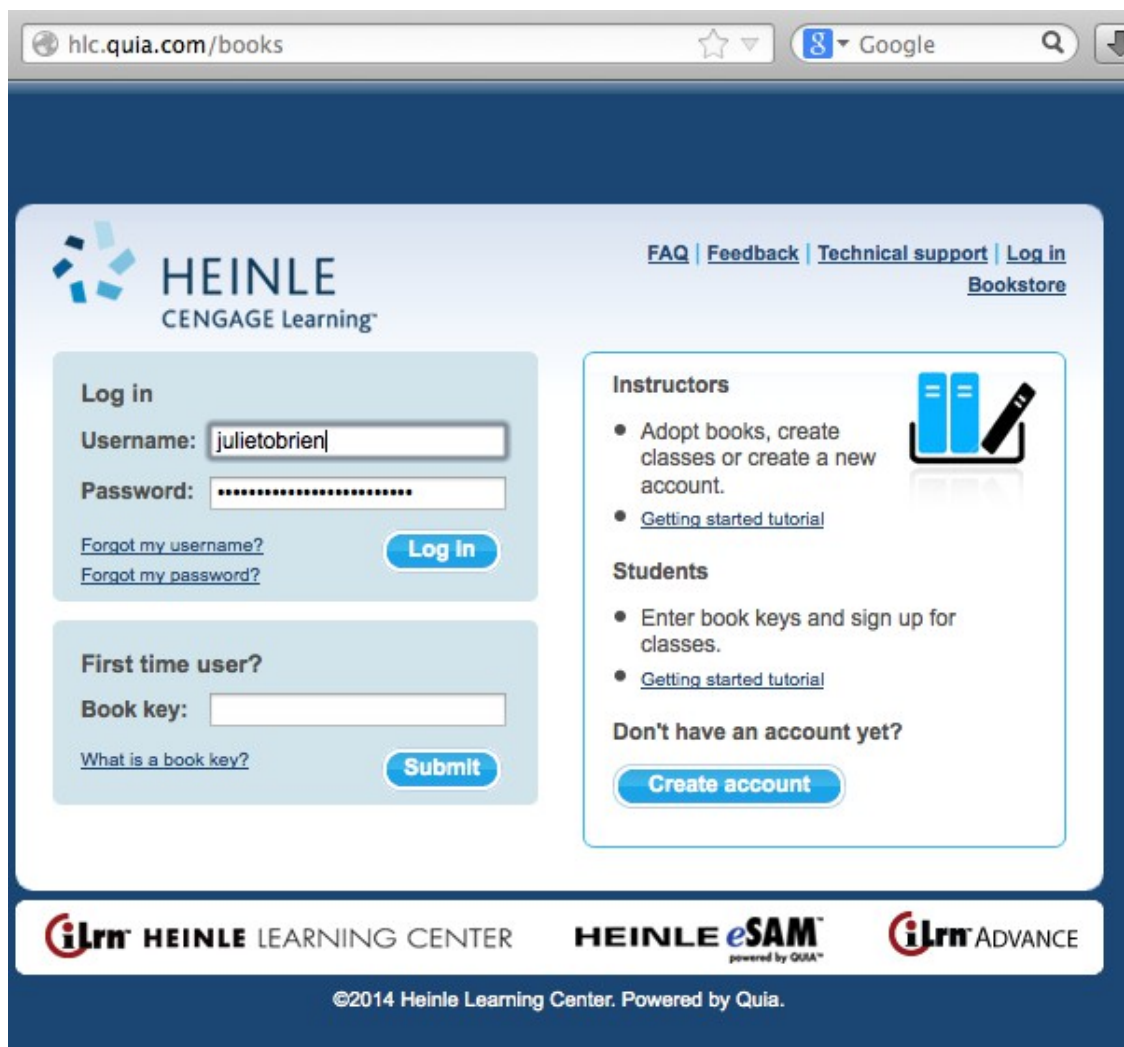


iLrn online exercises: guide

last revised: 2018-05

# Go to iLrn and log in

- <http://hlc.quia.com/books>



The screenshot shows a web browser window with the address bar displaying [hlc.quia.com/books](http://hlc.quia.com/books). The page features the HEINLE CENGAGE Learning logo on the left. In the top right corner, there are links for [FAQ](#), [Feedback](#), [Technical support](#), [Log in](#), and [Bookstore](#). The main content area is divided into two columns. The left column contains a 'Log in' section with fields for 'Username' (containing 'julietobrien') and 'Password' (masked with dots), a 'Log In' button, and links for 'Forgot my username?' and 'Forgot my password?'. Below this is a 'First time user?' section with a 'Book key' field, a 'Submit' button, and a link for 'What is a book key?'. The right column contains an 'Instructors' section with a list of actions: 'Adopt books, create classes or create a new account.' and a link for 'Getting started tutorial', accompanied by an icon of books and a pencil. Below this is a 'Students' section with the same list of actions and link. At the bottom of the right column is a 'Don't have an account yet?' section with a 'Create account' button. The footer of the page includes logos for iLrn HEINLE LEARNING CENTER, HEINLE eSAM powered by QUIA, and iLrn ADVANCE, along with the copyright notice '©2014 Heinle Learning Center. Powered by Quia.'

hlc.quia.com/books

HEINLE  
CENGAGE Learning

[FAQ](#) | [Feedback](#) | [Technical support](#) | [Log in](#) | [Bookstore](#)

**Log in**

Username:

Password:

[Forgot my username?](#) [Forgot my password?](#) **Log In**

**First time user?**

Book key:

[What is a book key?](#) **Submit**

**Instructors**

- Adopt books, create classes or create a new account.
- [Getting started tutorial](#)

**Students**

- Enter book keys and sign up for classes.
- [Getting started tutorial](#)

**Don't have an account yet?**

**Create account**

iLrn HEINLE LEARNING CENTER HEINLE eSAM powered by QUIA iLrn ADVANCE

©2014 Heinle Learning Center. Powered by Quia.

# The first thing you see:

Manley | Smith | McMinn | Prévost

# HORIZONS

Sixth Edition

iLrn™ Language Learning Center

Instructor: Juliet O'Brien | Course: FREN 101: Section 101 (Nafissatou SALL)

ANNOUNCEMENTS VOICEBOARD SHARE IT! TUTOR HELP

## Assignment Calendar

View by chapter

View by date

No activities due this week.

WEEK OF

Sep 4 – 10

SEPTEMBER 2017

Mo	Tu	We	Th	Fr	Sa	Su
28	29	30	31	1	2	3
4	5	6	7	8	9	10
11	12	13	14	15	16	17
18	19	20	21	22	23	24
25	26	27	28	29	30	1

Assignment Calendar

eBook

Activities

Self-tests

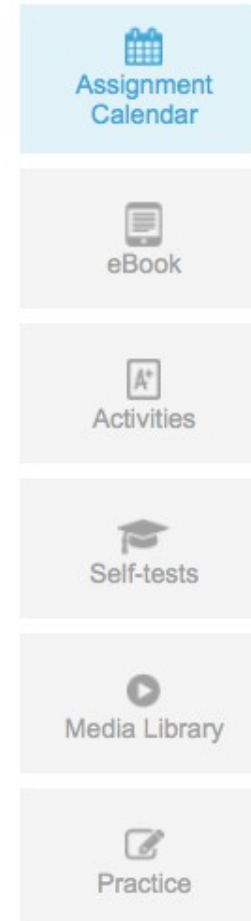
Media Library

Practice

©2017 Heinle Learning Center. Powered by Quia.

# Your online exercises:

- The exercises that have been set for you, for marks, can be found via “assignment calendar” or “activities” (= same exercises)



Select “assignment calendar”  
+ “view by chapter”  
+ “view assigned activities”

Assignment Calendar

☒ View by chapter ☐ View by date

Section  ☒ View assigned activities only

???

Assignment Calendar

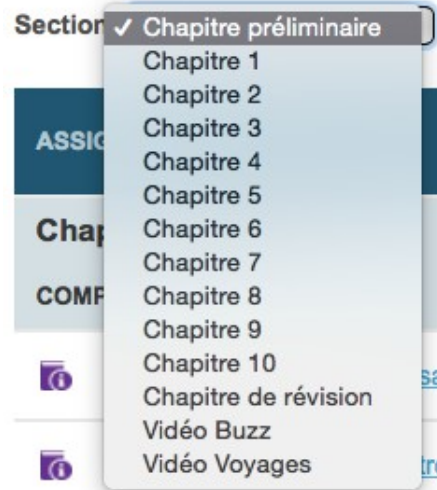
eBook

A+

ASSIGNMENTS	ASSIGNED?	ATTEMPTS REMAINING	COMPLETE?	POINTS	SCORE
-------------	-----------	-----------------------	-----------	--------	-------


Use the drop-down menu to select the chapter that you're working on...


Section Chapitre préliminaire ▾



















# Here's what the very first (preliminary) chapter looks like...

## Assignment Calendar

 View by chapter

 View by date

Section Chapitre préliminaire ▾ ☒ View assigned activities only

ASSIGNMENTS	ASSIGNED?	ATTEMPTS REMAINING	COMPLETE?	POINTS	SCORE
<b>Chapitre préliminaire</b>					
<b>COMPÉTENCE 1</b>					
 <a href="#">S: P-1-1C</a> <a href="#">S: C. Conversation</a>		10			
 <a href="#">S: P-1-1H</a> <a href="#">S: H. Une autre conversation</a>		10			
 <a href="#">S: P-1-2B</a> <a href="#">S: B. Salutations</a>		10			
<b>COMPÉTENCE 2</b>					
 <a href="#">S: P-2-1A</a> <a href="#">S: A. C'est quel nombre?</a>		10			
 <a href="#">S: P-2-1F</a> <a href="#">S: F. Conversation</a>		10			
 <a href="#">S: P-2-2E</a> <a href="#">S: E. Mon emploi du temps</a>		10			
<b>COMPÉTENCE 3</b>					
 <a href="#">S: P-3-1E</a> <a href="#">S: E. À la télé</a>		10			
 <a href="#">S: P-3-2C</a> <a href="#">S: C. Autoportraits</a>		10			

 Assignment  
Calendar

 eBook

 Activities


 Self-tests





 Media Library

 Practice



...scroll down to see all the exercises for that whole chapter; each chapter is divided into four “compétences”

COMPÉTENCE 2			
	<a href="#">S: P-2-1A</a> <a href="#">S: A. C'est quel nombre?</a>		10
	<a href="#">S: P-2-1F</a> <a href="#">S: F. Conversation</a>		10
	<a href="#">S: P-2-2E</a> <a href="#">S: E. Mon emploi du temps</a>		10
COMPÉTENCE 3			
	<a href="#">S: P-3-1E</a> <a href="#">S: E. À la télé</a>		10
	<a href="#">S: P-3-2C</a> <a href="#">S: C. Autoportraits</a>		10
	<a href="#">S: P-3-2F</a> <a href="#">S: F. L'heure</a>		10
COMPÉTENCE 4			
	<a href="#">S: P-4-1C</a> <a href="#">S: C. Les accents</a>		10
	<a href="#">S: P-4-1E</a> <a href="#">S: E. Ça s'écrit comment?</a>		10
	<a href="#">S: P-4-2E</a> <a href="#">S: E. En cours</a>		10

-  Textbook activity
-  Activities manual activity
-  Grading is complete; the score shown is final
-  Grading is not complete

  
Assignment  
Calendar

  
eBook

  
Activities

  
Self-tests

  
Media Library

  
Practice



# Clicking on an exercise's name opens the exercise in “activities”:

Chapitre préliminaire

Compétence 1

S: C. Conversation

S: H. Une autre conversat

S: B. Salutations

Compétence 2

Compétence 3

Compétence 4

Chapitre 1

Chapitre 2

Chapitre 3

Chapitre 4

Chapitre préliminaire: On commence! > Compétence 1 > S: C. Conversation

à â ç é è ê ë î ï ô ù û ü À Â Ç É È Ê Ë Î Ï Ô Ù Ú Û

On commence!

COMPÉTENCE 1

Greeting people

Partie écrite

**C** Conversation.

Here is a conversation between two new business associates. Complete it as indicated, using formal French.

MME VERDUN:

(Good evening, sir).

(How) allez-vous?

M. PRÉVOST:

(I'm doing) très bien, merci. Et

vous,

(how are you)?

MME VERDUN:

(Fairly well), merci.

(My name is) Caroline Verdun. Et

vous,

(what's your name)?

M. PRÉVOST:

(I am) Lucas Prévost.

Submit answers

Assignment Calendar

eBook

Activities

Self-tests

Media Library


Practice

1. Complete the exercise
2. Click “submit answers”
3. You will see your results immediately
4. DO NOT make this your final attempt  
(you have 10 attempts, your best one counts)

**Grading Method:**  Computer Only    Computer & Instructor    Instructor Only

Thank you. Your responses have been computer graded. Here are your results.

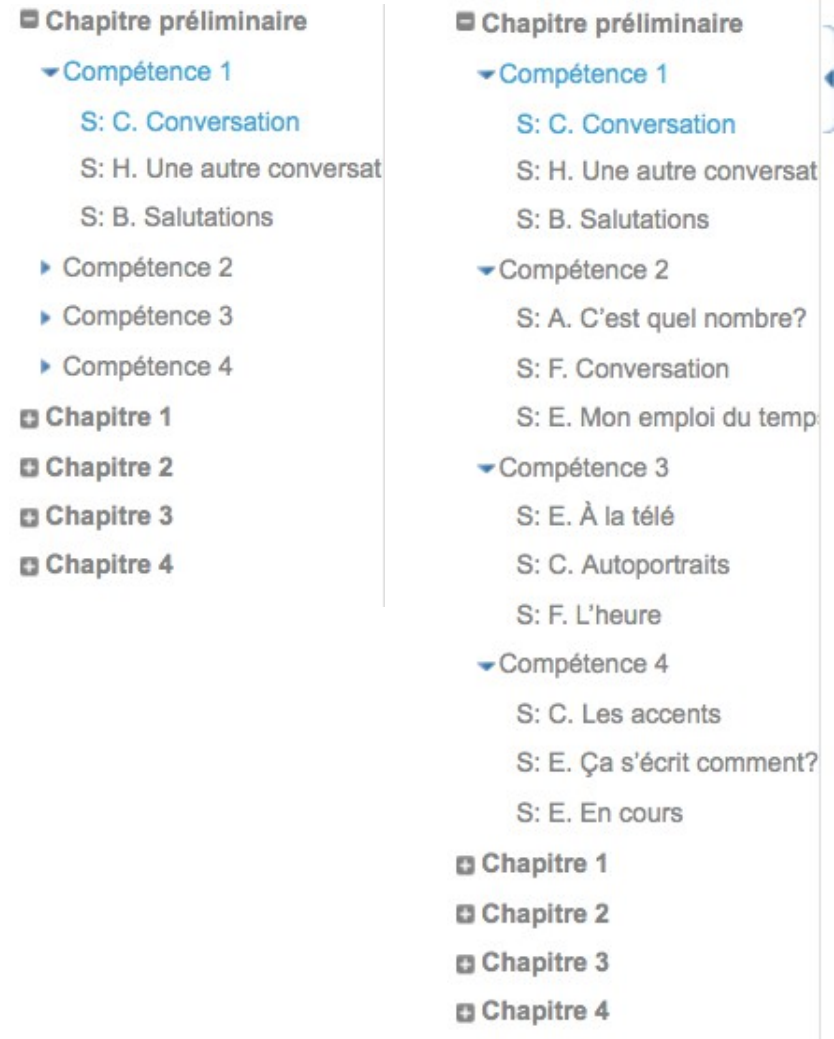
Final score: **0** out of **12** (**0%**)    **DO NOT CLICK HERE**



You have 7 attempts remaining. You will be able to see correct answers for this activity after your final attempt. Click here to make this your final attempt.

In “activities”...

- The drop-down menu on your left allows you to select a specific exercise,
- or all exercises on a compétence,
- or on a whole chapter



- The exercises that are *for marks* = those you see in “activities” and “assignment calendar”
- NB: the iLrn “assignment calendar” is just for online assignments (= exercises) associated with your textbook, *Horizons*. You will have other assignments for this course that are not on iLrn: ex. homework compositions, quizzes, chapter tests, and the final exam.

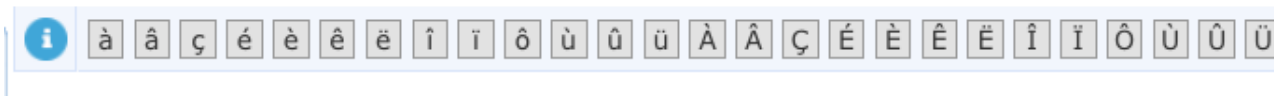
# Which exercises to do?

- The exercises that count towards the 10% of your grade are these “assigned” ones, that you see (as outlined in the previous slides) in the “assignment calendar” as “assigned”
- You have up to TEN attempts. The best attempt counts. It doesn't have to be your tenth attempt: you can decide to stop before then...
- Answers will be provided on your final attempt

# How to do an exercise?

- Complete your exercise
- You can use the accents in little grey boxes as needed...

[Chapitre préliminaire: On commence!](#) > [Compétence 1](#) > S: C. Conversation



- “Submit” when done
- You will receive a score and will have the option of trying again. You can do so or leave an exercise and return to it later.
- If you find that you are stuck on an exercise (= 3 attempts or 10 minutes), stop

- It is recommended that you work on exercises that accompany the work you are doing in class; as indicated on your syllabus (see ex. →)

#### SEMAINE 1

Du 4 au 8 septembre 2017

- WORK IN CLASS:
  - \* Introduction: the course and its materials, academic language-learning, languages, the French language, and the Francophone world
  - \* *Horizons*, Chapitre préliminaire (p. 0-9, 20-23)
- ASSIGNMENTS IN CLASS:
  - \* (Introductions...)
- TO DO BY THE END OF THIS WEEK:
  - (buy course materials, access and start using [iLrn](#))

#### SEMAINE 2

Du 11 au 15 septembre 2017

- WORK IN CLASS:
  - \* Ch. préliminaire (p. 10-19, 24-25)
- ASSIGNMENTS IN CLASS:
  - \* Vocabulary quiz: ch. préliminaire (p. 6-9, 20-23)
- TO DO BY THE END OF THIS WEEK:
  - \* [iLrn online exercises](#) on ch. préliminaire

#### SEMAINE 3

Du 18 au 22 septembre 2017

- WORK IN CLASS:
  - \* Ch. 1 compétences 1-2 (p. 28-43)
- ASSIGNMENTS IN CLASS:
  - \* Vocabulary **QUIZ**: ch. préliminaire (p. 10-19)
- DAYTIME SECTIONS: 1st LAB SESSION FOR "A" GROUPS
- TO DO BY THE END OF THIS WEEK:
  - \* [iLrn ONLINE EXERCISES](#) on ch. 1 compétences 1-2



# When?

- Exercises are assigned chapter by chapter. You can work at your own pace, and return to any exercise through the term.
- Assigned exercises are due by the day of the final exam. (Right now that date is unknown; iLrn will be updated once it has been announced.)
- It is recommended that you work through around half the exercises during the teaching term, which are marked with a due date; examples in the next slides are from FREN 101 last winter

# How many exercises are there?

























- 3 exercises per *compétence* are due by the end of the teaching term (in the examples that follow, that's 1 December 2017)
- And there are 3 or 4 extra exercises per *compétence* that you can do at any point, all term and as revision before the final exam
- Here are some examples for chapter 1:

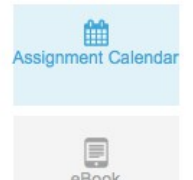
In summer FREN 101 in the first class in week 2 we'll be working on ch. 1 compétences 1-2, so these would be the exercises to work on after class ...

## Assignment Calendar


























[View by chapter](#) [View by date](#)

Section  ☒ View assigned activities only





























ASSIGNMENTS	ASSIGNED?	DUE DATE	ATTEMPTS REMAINING	COMPLETE?	POINTS	SCORE
<b>Chapitre 1</b>						
<b>COMPÉTENCE 1</b>						
 <a href="#">S: 1-1-1A</a> <a href="#">S: A. David et Léa</a>			10			
 <a href="#">S: 1-1-1C</a> <a href="#">S: C. C'est ou il/elle est?</a>		01-Dec-17	10			
 <a href="#">S: 1-1-1D</a> <a href="#">S: D. Comment sont-ils?</a>		01-Dec-17	10			
 <a href="#">S: 1-1-2C</a> <a href="#">S: C. On parle de qui?</a>			10			
 <a href="#">S: 1-1-2D</a> <a href="#">S: D. Première rencontre</a>			10			
 <a href="#">S: 1-1-2F</a> <a href="#">S: F. Dictée</a>		01-Dec-17	10			
<b>COMPÉTENCE 2</b>						
 <a href="#">S: 1-2-1A</a> <a href="#">S: A. Qui est-ce?</a>			10			
 <a href="#">S: 1-2-1B</a> <a href="#">S: B. Comparaisons</a>		01-Dec-17	10			
 <a href="#">S: 1-2-1D</a> <a href="#">S: D. Quel pronom?</a>		01-Dec-17	10			
 <a href="#">S: 1-2-1F</a> <a href="#">S: F. Questions</a>			10			
 <a href="#">S: 1-2-2A</a> <a href="#">S: A. Jean-Marc et Marion</a>			10			
 <a href="#">S: 1-2-2B</a> <a href="#">S: B. Les adjectifs</a>		01-Dec-17	10			



... and here's compétences 3-4 for after your next class

COMPÉTENCE 3					
	<a href="#">S: 1-3-1A</a>	<a href="#">S: A. Qu'est-ce que c'est?</a>			10
	<a href="#">S: 1-3-1F</a>	<a href="#">S: F. Descriptions</a>		01-Dec-17	10
	<a href="#">S: 1-3-1G</a>	<a href="#">S: G. Optimiste!</a>			10
	<a href="#">S: 1-3-2A</a>	<a href="#">S: A. Identification</a>		01-Dec-17	10
	<a href="#">S: 1-3-2C</a>	<a href="#">S: C. Prononciation: L'article indéfini</a>		01-Dec-17	10
	<a href="#">S: 1-3-2F</a>	<a href="#">S: F. Dictée</a>			10
COMPÉTENCE 4					
	<a href="#">S: 1-4-1B</a>	<a href="#">S: B. Comparaisons</a>		01-Dec-17	10
	<a href="#">S: 1-4-1C</a>	<a href="#">S: C. Conversation</a>			10
	<a href="#">S: 1-4-1D</a>	<a href="#">S: D. Mon université</a>		01-Dec-17	10
	<a href="#">S: 1-4-1F</a>	<a href="#">S: F. Qui est-ce?</a>		01-Dec-17	10
	<a href="#">S: 1-4-2A</a>	<a href="#">S: A. Les cours</a>			10
	<a href="#">S: 1-4-2B</a>	<a href="#">S: B. Quels cours?</a>			10
TUTORIAL QUIZZES					
	<a href="#">1-T-G</a>	<a href="#">Grammaire</a>			10
	<a href="#">1-T-V</a>	<a href="#">Vocabulaire</a>			10

... and, thinking ahead to week 3 when you have a test on that chapter (this was week 5 in the winter session version of the course) ...

COMPÉTENCE 3					
	<a href="#">S: 1-3-1A</a>	<a href="#">S: A. Qu'est-ce que c'est?</a>			10
	<a href="#">S: 1-3-1F</a>	<a href="#">S: F. Descriptions</a>		01-Dec-17	10
	<a href="#">S: 1-3-1G</a>	<a href="#">S: G. Optimiste!</a>			10
	<a href="#">S: 1-3-2A</a>	<a href="#">S: A. Identification</a>		01-Dec-17	10
	<a href="#">S: 1-3-2C</a>	<a href="#">S: C. Prononciation: L'article indéfini</a>		01-Dec-17	10
	<a href="#">S: 1-3-2F</a>	<a href="#">S: F. Dictée</a>			10
COMPÉTENCE 4					
	<a href="#">S: 1-4-1B</a>	<a href="#">S: B. Comparaisons</a>		01-Dec-17	10
	<a href="#">S: 1-4-1C</a>	<a href="#">S: C. Conversation</a>			10
	<a href="#">S: 1-4-1D</a>	<a href="#">S: D. Mon université</a>		01-Dec-17	10
	<a href="#">S: 1-4-1F</a>	<a href="#">S: F. Qui est-ce?</a>		01-Dec-17	10
	<a href="#">S: 1-4-2A</a>	<a href="#">S: A. Les cours</a>			10
	<a href="#">S: 1-4-2B</a>	<a href="#">S: B. Quels cours?</a>			10
TUTORIAL QUIZZES					
	<a href="#">1-T-G</a>	<a href="#">Grammaire</a>			10
	<a href="#">1-T-V</a>	<a href="#">Vocabulaire</a>			10

you can do the  
“Tutorial Quizzes”  
to prepare for your  
test on ch. 1 the  
next week (5),  
and/or after the  
end of the  
teaching term to  
prepare for your  
final exam



# Why do online exercises?

- For practice: this is one of several ways in which language-learning resembles music and sports; and indeed computer languages, logic, and maths.
- Exercises accompany and reinforce the work we're doing in class in any given week.
- It is recommended that you do exercises a first time after you have covered the material concerned in class: later that day, or a day later.

- You may find it helpful to redo exercises for revision before a test on that chapter (or the midterm).
- And then, similarly, for revision purposes, in the revision period after the end of classes, before the final exam.
- Online = flexible, to fit your schedule and working patterns
- Your online exercise mark will only be calculated at the very end of term: this is so that you can use the exercises for revision before the final exam, and so that all your work, all term—including pre-exam revision—can count.



- The grade you see on iLrn will change through the term, as you complete exercises: you start with a score of 0 and it progresses from there. So do not worry if you have done well in exercises and your grade is low... wait until the end!
- VERY IMPORTANT: The final grade you see on iLrn is NOT NECESSARILY your final mark for the online-exercises-portion of the course!!! Marks for the exercises may be adjusted (by your instructor), but only to your advantage: i.e. *at least* the mark you see on iLrn. 100% on the exercises will be 10/10 for the online-exercises-part of your final grade.
- This is to encourage you to do the exercises, in a relaxed way, regularly, without worrying about them too much.



# General recommendations

- In university courses, it is expected that students spend at least 2 hours on work outside the classroom for every hour spent in the classroom
- = preparation for your next class + homework  
Not including (extra) preparation for tests and exams.  
For a summer-session 6 hour / week French course, that's at least 12 hours / week outside class
- I (O'Brien) would recommend spending an hour a day outside class on French, including at least 30 minutes specifically on exercises, every weekday.
- I would recommend taking at least one day off a week to rest, and keeping the whole weekend free from exercises. On a Saturday or Sunday, do some reading or watch a movie in French. A 2-hour movie counts as 2 hours of French outside class.

- IT IS RECOMMENDED and expected that you will work on exercises with peer-colleagues from your class (*camarades de classe*). This is not only permitted but encouraged because it is the best, fastest, most efficient, and most useful way to work. In pairs or small groups. Ex. dividing exercises up among you and meeting to share and explain your answers.
- It is also a good idea to work with your *camarades de classe* on revision before quizzes, tests, and exams.
- What is discouraged (and may count as cheating): doing homework with a Francophone friend, student, or a tutor, or having them do your work for you...

- Do not spend two or three (or more) hours in a row on French exercises!
- Language work requires intense concentration and focus, and a well-oxygenated brain. This kind of work is not compatible with long periods of time: it is generally better to work in shorter periods, with regular breaks.
- It is also inadvisable to do all your exercises in one giant block, for example at the weekend, or right before a due date. This is not a long-distance endurance test!

- Remember to take breaks: I would recommend doing exercises for 20 minutes (30 maximum), then take a break—stretch, have a cup of tea, go for a run—then do another 30 minutes maximum after that.
- As with any activity, in any practice session: avoid injury. If you are tired, stop and rest (= *se reposer*).
- Please do ensure that you get enough sleep (*dormir*). Sleep is important for learning (French), as well as for your general health and well-being.

example of restful break

