

Channel Tunnel



Intro

Paris & London

First 100 years

Last 100 years

Notes

Intro

-Vast Subject

-Dual Focus

1) Channel Tunnel

2) Eurostar, Paris/London

Paris & London

Population London \approx 9m



Population Paris \approx 10m





CITYMAYORS STATISTICS

The largest cities in the world by land area, population and density
 Ranked by population: 1 to 125



WIKIPEDIA
 The Free Encyclopedia

Demographia defines an urban area (urbanized area agglomeration or urban centre) as a continuously built-up land mass of urban development that is within a labour market (i.e. metropolitan area or metropolitan region), without regard for administrative boundaries (i.e. municipality, city or commune). Except in Australia, the authorities use a minimum urban density definition of 400 persons per square kilometer (or the nearly identical 1,000 per square mile in the United States). Demographia uses maps, satellite photographs to estimate continuous urbanization. Demographia also uses small area population data, where available, to match population estimates to urbanized land area.

Populations of World's 100 Largest Cities

NOTE: Numbers shown include population within the recognized metro area of the city, and they also include people living in the immediate surrounding area outside of the established border of the city, (the immediate suburbs)
 NOTE: Some population numbers shown are accumulated at-best estimates, as consistent (2012 census) information is not yet available in some parts of Africa and Asia.

1. Tokyo, Japan (37,126,000)
2. Jakarta, Indonesia (26,063,000)
3. Seoul, South Korea (22,547,000)
4. Delhi, India (22,242,000)
5. Shanghai, China (20,860,000)
6. Manila, Philippines (20,767,000)
7. Karachi, Pakistan (20,711,000)
8. New York, USA (20,464,000)
9. Sao Paulo, Brazil (20,186,000)
10. Mexico City, Mexico (19,493,000)
11. Cairo, Egypt (17,816,000)
12. Beijing, China (17,811,000)
13. Osaka, Japan (17,011,000)
14. Mumbai (Bombay), India (16,910,000)
15. Guangzhou, China (16,827,000)
16. Moscow, Russia (15,512,000)
17. Los Angeles, USA (14,900,000)
18. Calcutta, India (14,374,000)
19. Dhaka, Bangladesh (14,000,000)
20. Buenos Aires, Argentina (13,039,000)
21. Istanbul, Turkey (13,076,000)
22. Rio de Janeiro, Brazil (12,043,000)
23. Shenzhen, China (11,885,000)
24. Lagos, Nigeria (11,547,000)
25. Paris, France (10,756,000)
26. Nagoya, Japan (10,027,000)
27. Lima, Peru (9,121,600)
28. Chicago, USA (9,121,000)
29. Kinshasa, Congo (DRC) (8,046,000)
30. Tianjin, China (8,922,000)
31. Chennai, India (8,865,000)
32. Bogota, Colombia (8,702,000)
33. Bicolaluru, India (8,670,000)
34. London, United Kingdom (8,586,000)
35. Taipei, Taiwan (8,338,000)

6 January 2007: The tables rank cities with the largest land area and their surrounding urban areas by population. (The world's largest, irrespective of land area, cities and urban areas are ranked in the section urban) Most such agglomerations are economically, socially and culturally dominated by one city at their centre. Occasionally however, several cities of similar status and their suburbs make up an urban area.

Largest cities in the world ranked by population (1 to 125)

Rank	City / Urban area	Country	Population	Land area (in sqKm)	Density (people per sqKm)
1	Tokyo/Yokohama	Japan	33,200,000	6,993	4,750
2	New York Metro	USA	17,800,000	8,683	2,050
3	Sao Paulo	Brazil	17,700,000	1,968	8,900
4	Seoul/Incheon	South Korea	17,500,000	1,049	16,700
5	Mexico City	Mexico	17,400,000	2,072	8,400
6	Osaka/Kobe/Kyoto	Japan	16,425,000	2,664	6,400
7	Manila	Philippines	14,750,000	1,399	10,550
8	Mumbai	India	14,350,000	484	29,650
9	Delhi	India	14,300,000	1,295	11,050
10	Jakarta	Indonesia	14,250,000	1,360	10,500
11	Lagos	Nigeria	13,400,000	738	18,150
12	Kolkata	India	12,700,000	531	23,900
13	Cairo	Egypt	12,200,000	1,295	9,400
14	Los Angeles	USA	11,789,000	4,320	2,750
15	Buenos Aires	Argentina	11,200,000	2,286	4,950
16	Rio de Janeiro	Brazil	10,800,000	1,580	6,850
17	Moscow	Russia	10,500,000	2,150	4,900
18	Shanghai	China	10,000,000	746	13,400
19	Karachi	Pakistan	9,800,000	518	18,900
20	Paris	France	9,845,000	2,723	3,550
21	Istanbul	Turkey	9,000,000	1,186	7,700
22	Nagoya	Japan	9,000,000	2,875	3,150
23	Beijing	China	8,814,000	748	11,500
24	Chicago	USA	8,308,000	5,498	1,500
25	London	UK	8,278,000	1,623	5,100
26	Shenzhen	China	8,000,000	466	17,150
27	Essen/Düsseldorf	Germany	7,350,000	2,642	2,800
28	Tehran	Iran	7,250,000	686	10,550
29	Bogota	Colombia	7,000,000	518	13,500
30	Lima	Peru	7,000,000	596	11,750
31	Bangkok	Thailand	6,500,000	1,010	6,450
32	Johannesburg/East Rand	South Africa	6,000,000	2,396	2,500
33	Chennai	India	5,950,000	414	14,350
34	Taipei	Taiwan	5,700,000	376	15,200
35	Baghdad	Iraq	5,500,000	596	9,250

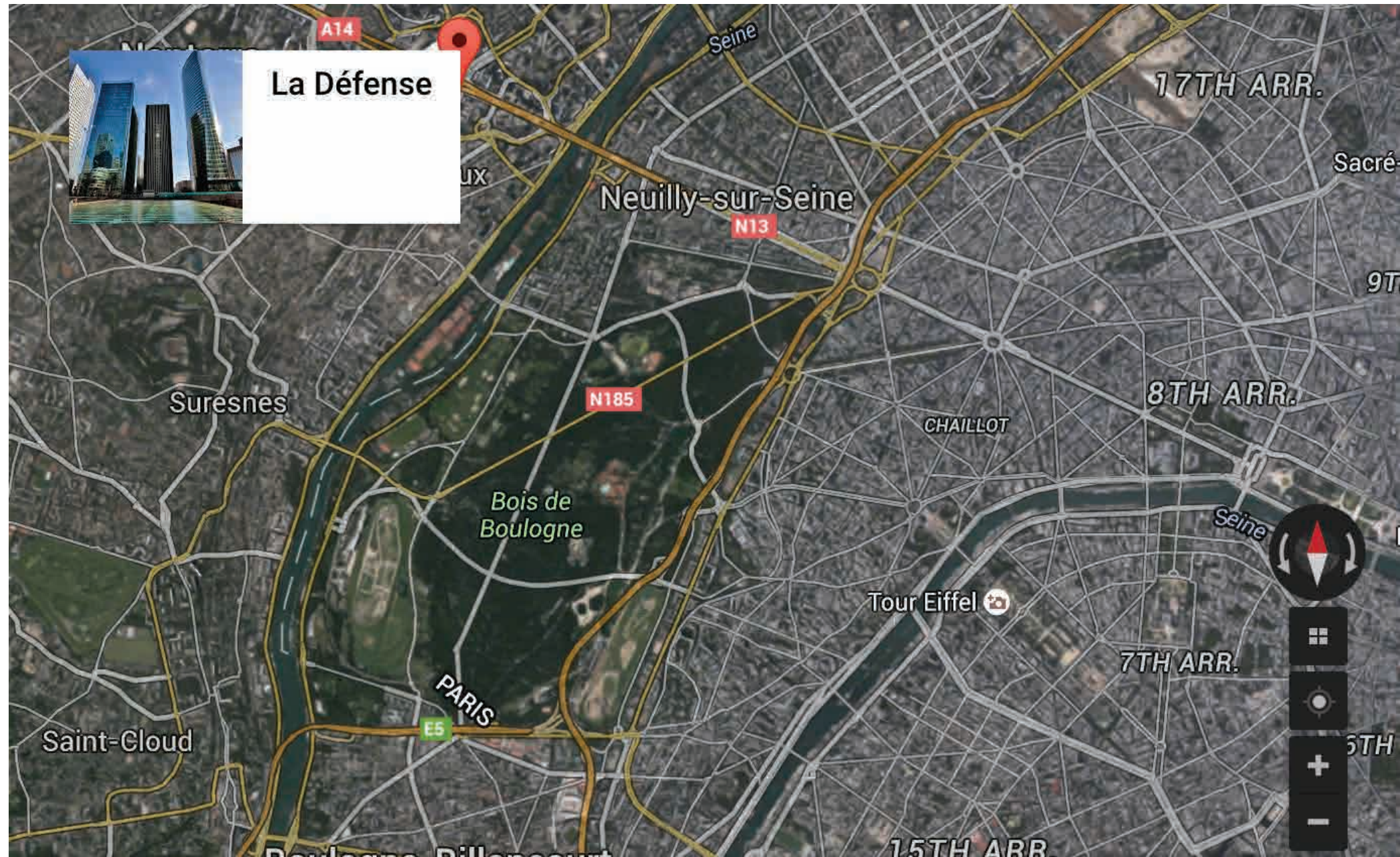
Urban areas (population over 1,000,000)

2016 Rank	2014 Rank	City	Country	Population
1	1	Tokyo-Yokohama (Keihin) ^[2]	Japan	37,843,000
2	2	Jakarta (Jabodetabek) ^[1]	Indonesia	30,539,000
3	3	Manila (Metro Manila) ^[4]	Philippines	24,193,000
4	7	Delhi ^[5]	India	23,888,000
5	4	Karachi ^[6]	Pakistan	23,500,000
6	5	Seoul-Incheon (SoDaejeon) ^[7]	South Korea	20,490,000
7	6	Shanghai ^[8]	China	23,418,000
8	11	Beijing ^[9]	China	21,009,000
9	8	New York City ^[10]	United States	20,620,000
10	12	Guangzhou-Foshan (Guangfo) ^[11]	China	20,367,000
11	9	Sao Paulo ^[12]	Brazil	20,305,000
12	10	Mexico City (Mexico or Mexico) ^[13]	Mexico	20,003,000
13	13	Mumbai ^[14]	India	17,712,000
14	14	Osaka-Kobe-Kyoto (Kansai) ^[15]	Japan	17,444,000
15	15	Lagos ^[16]	Nigeria	17,060,307
16	15	Moscow ^[17]	Russia	16,170,000
17	20	Dhaka ^[18]	Bangladesh	15,869,000
18	16	Lahore	Pakistan	15,600,000
19	17	Los Angeles ^[19]	United States	15,058,000
20	18	Bangkok	Thailand	14,966,000
21	18	Kolkata	India	14,907,000
22	21	Buenos Aires ^[20]	Argentina	14,132,000
23	22	Tehran ^[21]	Iran	13,530,000
24	23	Istanbul	Turkey	13,267,000
25	24	Bharatpur ^[11]	China	12,054,000
26	26	Rio de Janeiro	Brazil	11,727,000
27	31	Kinshasa ^[22]	Democratic Republic of the Congo	11,567,000
28	32	Tianjin ^[23]	China	10,920,000
29	27	Paris	France	10,850,000
30	30	Lima	Peru	10,750,000
31	38	Chengde	China	10,379,000
32	28	London ^[24]	United Kingdom	10,288,000
33	28	Nagoya (Chubu) ^[25]	Japan	10,177,000
34	42	Lahore	Pakistan	10,052,000
35	35	Bicolaluru	India	9,807,000






La Défense





(Paris)

(London)







CITYMAYORS STATISTICS

The largest cities in the world by land area, population and density

Ranked by population: 1 to 125

6 January 2007: The tables rank cities with the largest land area and their surrounding urban areas by population. (The world's largest, irrespective of land area, cities and urban areas are ranked in the section urban) Most such agglomerations are economically, socially and culturally dominated by one city at their centre. Occasionally however, several cities of similar status and their suburbs make up an urban area.

Largest cities in the world ranked by population (1 to 125)

Rank	City / Urban area	Country	Population	Land area (in sqKm)	Density (people per sqKm)
1	Tokyo/Yokohama	Japan	33,200,000	6,993	4,750
2	New York Metro	USA	17,800,000	8,683	2,050
3	Sao Paulo	Brazil	17,700,000	1,968	9,000
4	Seoul/Incheon	South Korea	17,500,000	1,049	16,700
5	Mexico City	Mexico	17,400,000	2,072	8,400
6	Osaka/Kobe/Kyoto	Japan	16,425,000	2,664	6,400
7	Manila	Philippines	14,750,000	1,399	10,550
8	Mumbai	India	14,350,000	484	29,650
9	Delhi	India	14,300,000	1,295	11,050
10	Jakarta	Indonesia	14,250,000	1,360	10,500
11	Lagos	Nigeria	13,400,000	738	18,150
12	Kolkata	India	12,700,000	531	23,900
13	Cairo	Egypt	12,200,000	1,295	9,400
14	Los Angeles	USA	11,789,000	4,320	2,750
15	Buenos Aires	Argentina	11,200,000	2,286	4,950
16	Rio de Janeiro	Brazil	10,800,000	1,580	6,850
17	Moscow	Russia	10,500,000	2,150	4,900
18	Shanghai	China	10,000,000	746	13,400
19	Karachi	Pakistan	9,800,000	518	18,900
20	Paris	France	9,845,000	2,723	3,580
21	Istanbul	Turkey	9,000,000	1,186	7,700
22	Nagoya	Japan	9,000,000	2,875	3,150
23	Beijing	China	8,814,000	748	11,500
24	Chicago	USA	8,308,000	5,498	1,500
25	London	UK	8,278,000	1,623	5,100
26	Shenzhen	China	8,000,000	466	17,150
27	Essen/Düsseldorf	Germany	7,350,000	2,642	2,800
28	Tehran	Iran	7,250,000	686	10,550
29	Bogota	Colombia	7,000,000	518	13,500
30	Lima	Peru	7,000,000	596	11,750
31	Bangkok	Thailand	6,500,000	1,010	6,450
32	Johannesburg/East Rand	South Africa	6,000,000	2,396	2,500
33	Chennai	India	5,950,000	414	14,350
34	Taipei	Taiwan	5,700,000	376	15,200
35	Baghdad	Iraq	5,500,000	596	9,250

19,341,000

17,923,000



WIKIPEDIA The Free Encyclopedia

Demographia defines an urban area (urbanized area agglomeration or urban centre) as a continuously built-up land mass of urban development that is within a labour market (i.e. metropolitan area or metropolitan region), without regard for administrative boundaries (i.e. municipality, city or commune). Except in Australia, the authorities use a minimum urban density definition of 400 persons per square kilometer (or the nearly identical 1,000 per square mile in the United States). Demographia uses maps, satellite photographs to estimate continuous urbanization. Demographia also uses small area population data, where available, to match population estimates to urbanized land area.

Urban areas (population over 1,000,000)

2016 Rank	2014 Rank	City	Country	Population
1	1	Tokyo-Yokohama (Keihin) ^[2]	Japan	37,843,000
2	2	Jakarta (Jabodetabek) ^[1]	Indonesia	30,539,000
3	3	Manila (Metro Manila) ^[4]	Philippines	24,192,000
4	7	Delhi ^[5]	India	23,888,000
5	4	Karachi ^[3]	Pakistan	23,500,000
6	5	Seoul-Incheon (SoDaGeocon) ^[7]	South Korea	20,490,000
7	6	Shanghai ^[6]	China	20,418,000
8	11	Beijing ^[8]	China	21,009,000
9	8	New York City ^[10]	United States	20,620,000
10	12	Guangzhou-Foshan (Guangfo) ^[11]	China	20,367,000
11	9	São Paulo ^[12]	Brazil	20,365,000
12	10	Mexico City (Mexico or Mexico) ^[13]	Mexico	20,003,000
13	13	Mumbai ^[14]	India	17,712,000
14	14	Osaka-Kobe-Kyoto (Kohanshin) ^[15]	Japan	17,444,000
15	15	Lagos ^[16]	Nigeria	17,060,307
16	15	Moscow ^[17]	Russia	16,170,000
17	20	Dhaka ^[18]	Bangladesh	15,869,000
18	16	Lahore	Pakistan	16,600,000
19	17	Los Angeles ^[19]	United States	16,068,000
20	18	Bangkok	Thailand	14,866,000
21	18	Kolkata	India	14,907,000
22	21	Buenos Aires ^[20]	Argentina	14,132,000
23	22	Tehran ^[21]	Iran	13,530,000
24	23	Istanbul	Turkey	13,267,000
25	24	Bharatpur ^[11]	China	12,054,000
26	26	Rio de Janeiro	Brazil	11,727,000
27	31	Kinshasa ^[22]	Democratic Republic of the Congo	11,567,000
28	32	Tianjin ^[23]	China	10,920,000
29	27	Paris	France	10,850,000
30	30	Lima	Peru	10,750,000
31	38	Chengde	China	10,379,000
32	28	London ^[24]	United Kingdom	10,288,000
33	28	Nagoya (Chūkyō) ^[25]	Japan	10,177,000
34	42	Lahore	Pakistan	10,052,000
35	35	Bangalore	India	9,807,000

21,094,000

Populations of World's 100 Largest Cities

NOTE: Numbers shown include population within the recognized metro area of the city, and they also include people living in the immediate surrounding area outside of the established border of the city, (the immediate suburbs)

NOTE: Some population numbers shown are accumulated at-best estimates, as consistent (2012 census) information is not yet available in some parts of Africa and Asia.

1. Tokyo, Japan (37,126,000)
2. Jakarta, Indonesia (26,063,000)
3. Seoul, South Korea (22,547,000)
4. Delhi, India (22,242,000)
5. Shanghai, China (20,860,000)
6. Manila, Philippines (20,767,000)
7. Karachi, Pakistan (20,711,000)
8. New York, USA (20,464,000)
9. Sao Paulo, Brazil (20,186,000)
10. Mexico City, Mexico (19,493,000)
11. Cairo, Egypt (17,816,000)
12. Beijing, China (17,811,000)
13. Osaka, Japan (17,011,000)
14. Mumbai (Bombay), India (16,910,000)
15. Guangzhou, China (16,827,000)
16. Moscow, Russia (16,512,000)
17. Los Angeles, USA (14,900,000)
18. Calcutta, India (14,374,000)
19. Dhaka, Bangladesh (14,000,000)
20. Buenos Aires, Argentina (13,039,000)
21. Istanbul, Turkey (13,076,000)
22. Rio de Janeiro, Brazil (12,043,000)
23. Shenzhen, China (11,885,000)
24. Lagos, Nigeria (11,547,000)
25. Paris, France (10,756,000)
26. Nagoya, Japan (10,027,000)
27. Lima, Peru (9,121,600)
28. Chicago, USA (9,121,000)
29. Kinshasa, Congo (DRC) (8,046,000)
30. Tianjin, China (8,022,000)
31. Chennai, India (8,065,000)
32. Bogota, Colombia (8,702,000)
33. Bicolaluru, India (8,670,000)
34. London, United Kingdom (8,586,000)
35. Taipei, Taiwan (8,338,000)



London Underground (Tube):

- World's oldest rapid transit system (152yrs)
- 11 lines
- 270 stations
- 400km of track
- Annual ridership = 1.265b
- Record Daily ridership = 4.4m (3.3m avg.)

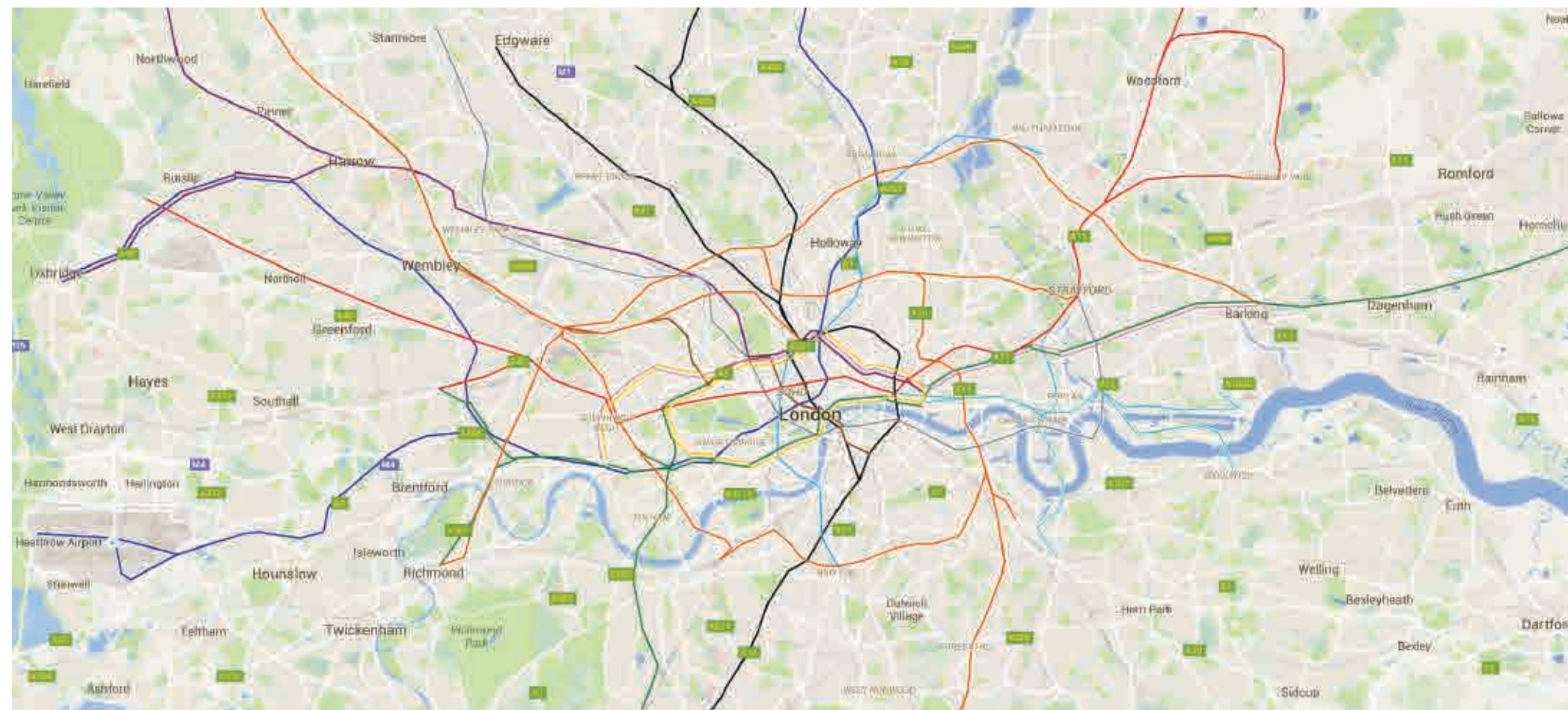


Paris Metro:

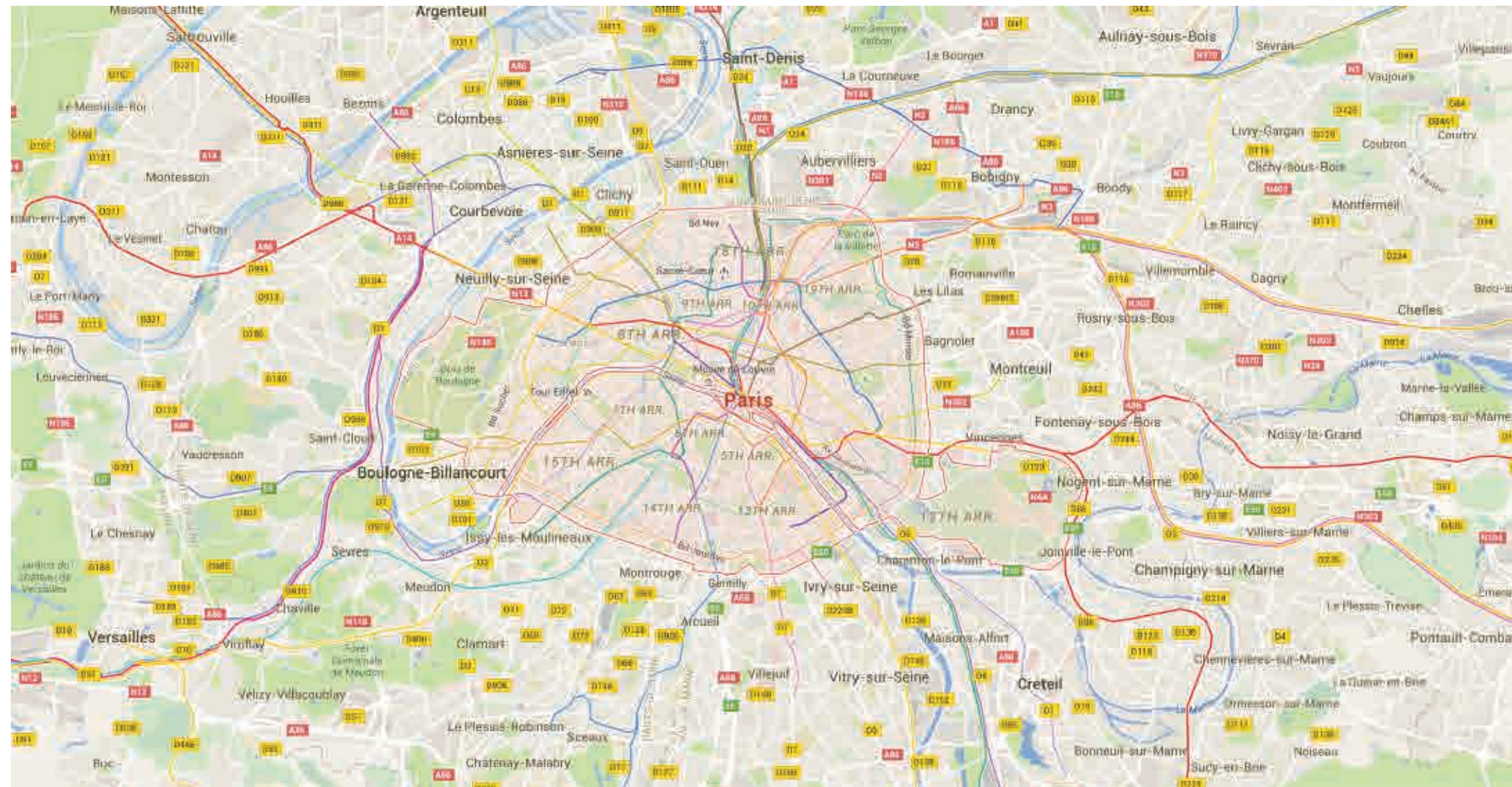
- 115yrs old
- 16 lines
- 303 stations
- 214km of track
- Annual ridership = 1.527b
- Daily ridership = 4.21m



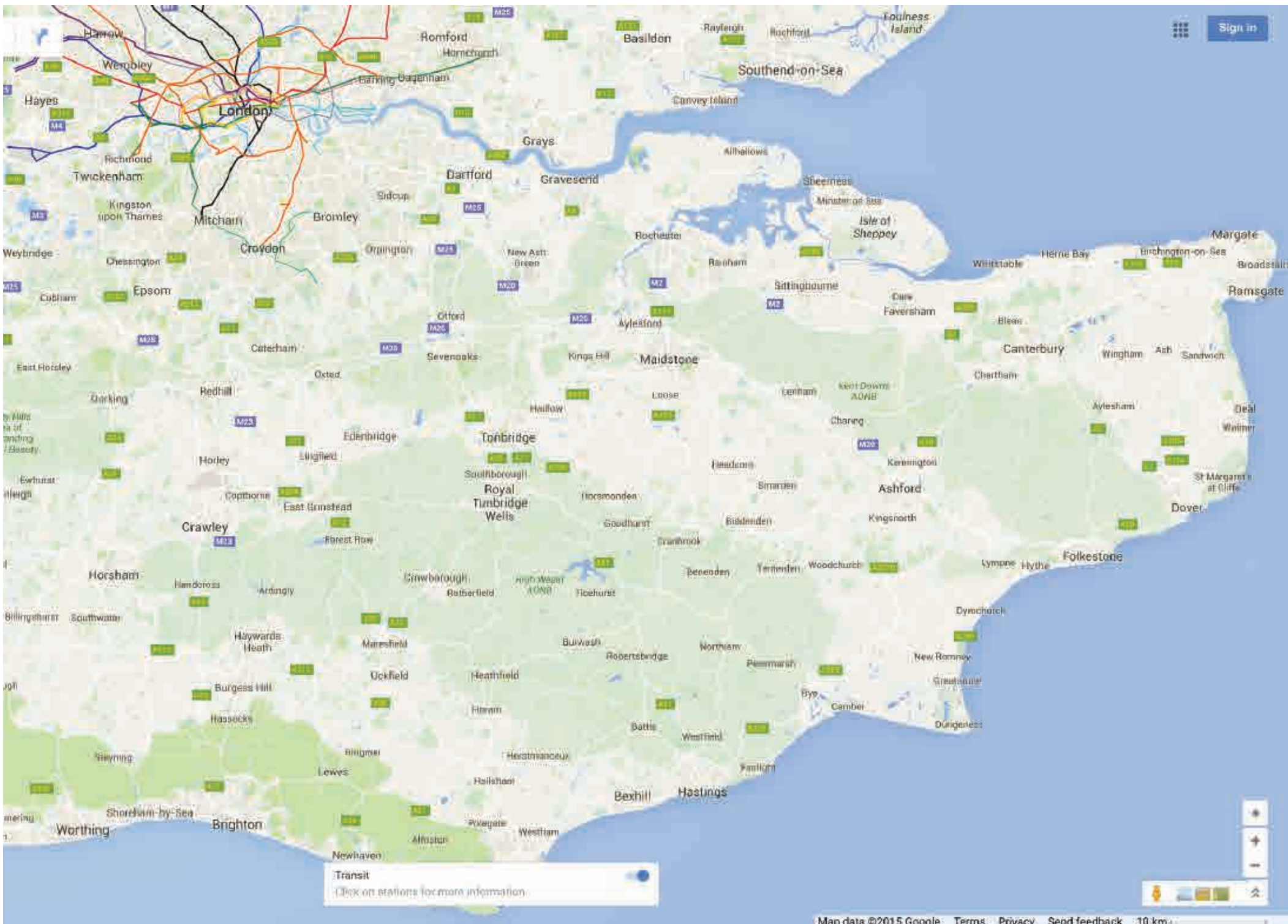
*(Vancouver Skytrain has approx. 390,000 daily, weekday riders)



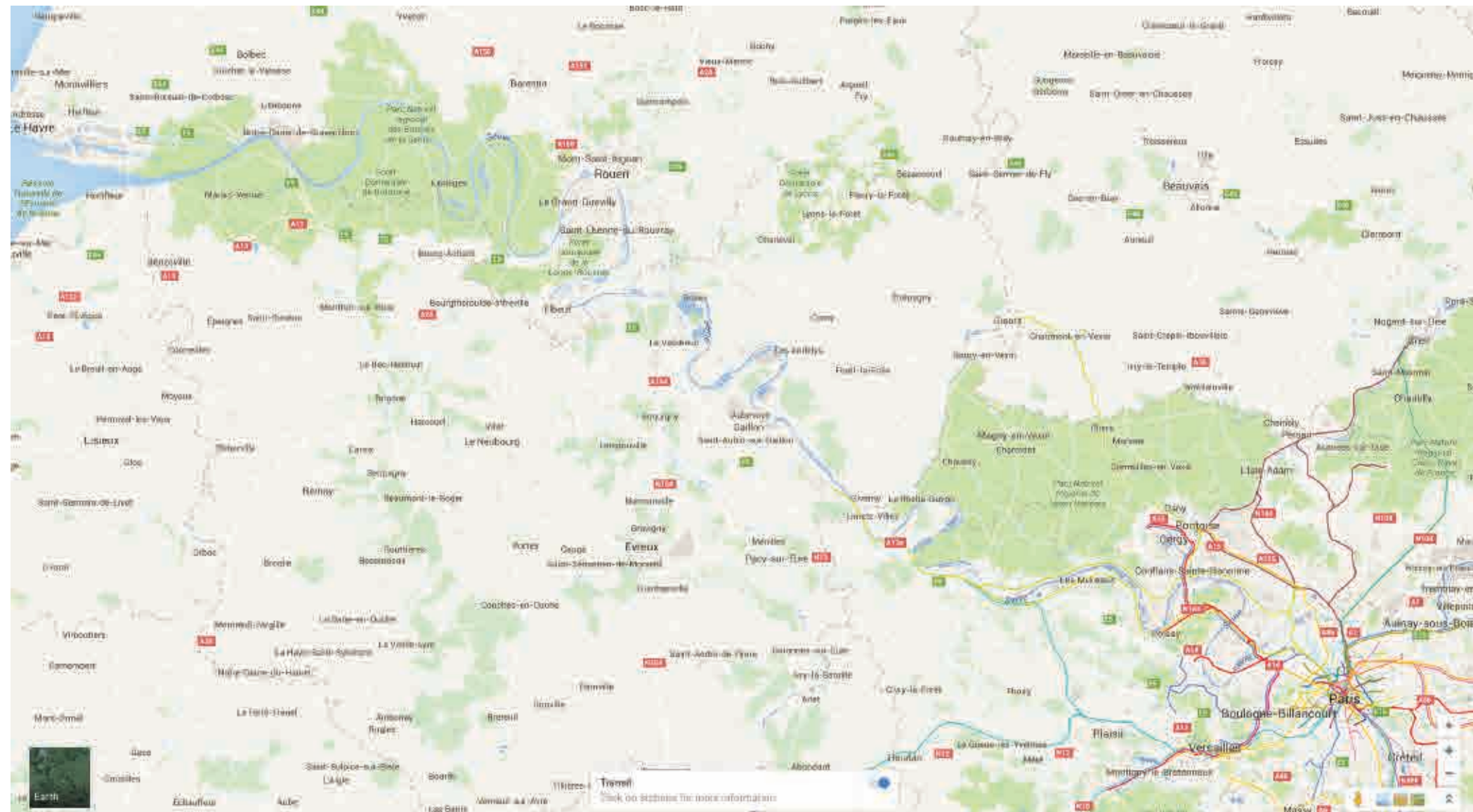
Average trip time, by train, across London: 60min
Average distance across London: 20km
(20km/hr)



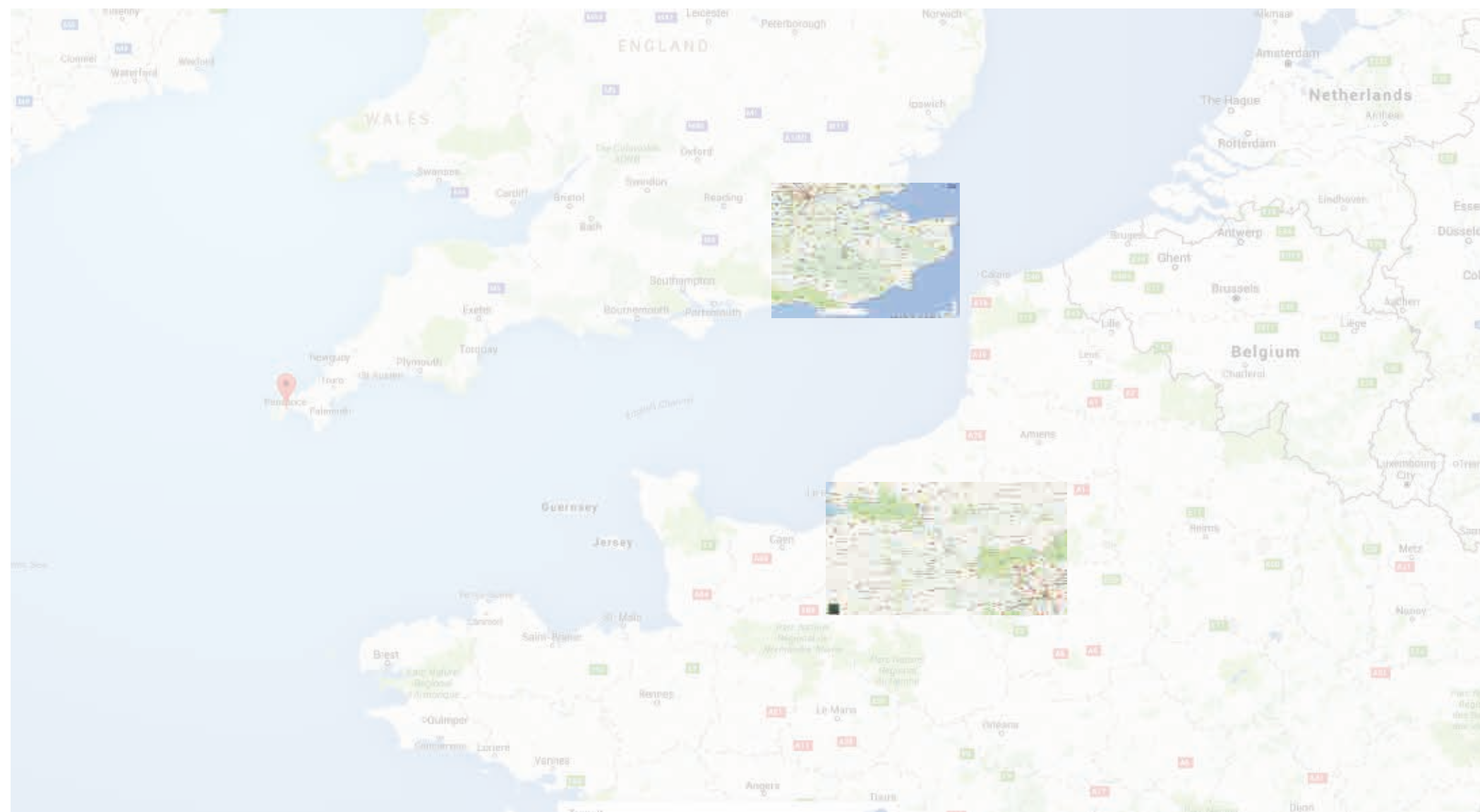
Average trip time, by train, across Paris: 50min
Average distance across Paris: 12km
(15km/hr)



(London to Brighton = 85km)



(Paris to Le Havre = 200km)



(London to Paris = 400km)

Travel Options

