

STAGES OF CLAY



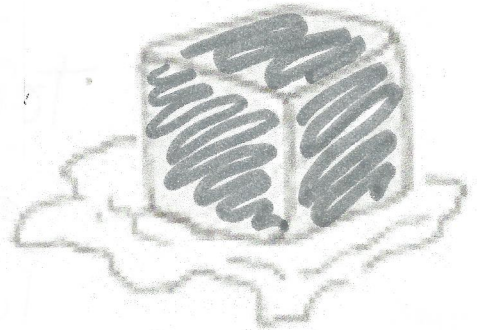
① Slip AKA Potter's Glue

- Used to join clay
- made of clay & water (liquid)




② Plastic

- Best time for construction
- Cool to the touch
- Looks dark grey




③ Leather Hard

- Best time to add fine details
- Feels cool
- Looks medium grey




④ Bone Dry

- Ready to be bisque fired
- Feels room temperature
- Looks light grey



⑤ Bisque

- Clay that has been fired once
- Past the point of no return.
- Feels hard & porous
- Looks white



⑥ Glaze Ware

- Clay that has been glazed & fired a second time.
- Feels like glass & looks shiny

