

# Karen June Myskiw: Visual Highlights




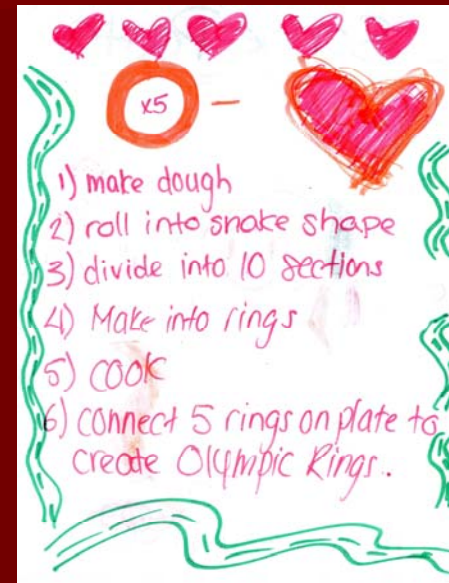
- To whet your appetite, I have included a sampling of units of study, grade levels and lessons and made reference to assessment for learning. Bon appetite!

South East Asian Foods 12: Students explored flavours of Thailand, Vietnam, Cambodia and Japan. Curry paste was made using a rock and plastic bag as mortar and pestle for Sambal beans. Students demonstrated to others in class how to make sushi.



# Foods 11 : Recipes By Design: methods and pasta shapes developed by students

- 1 Make the dough
- 2 Roll out the dough
- 3 Cut it into 3cm wide ribbon shape .(7cm)
- 4 Twist it twice and connect the ending
- 5 There you go!






# Foods 11 Pasta By Design: Day 2



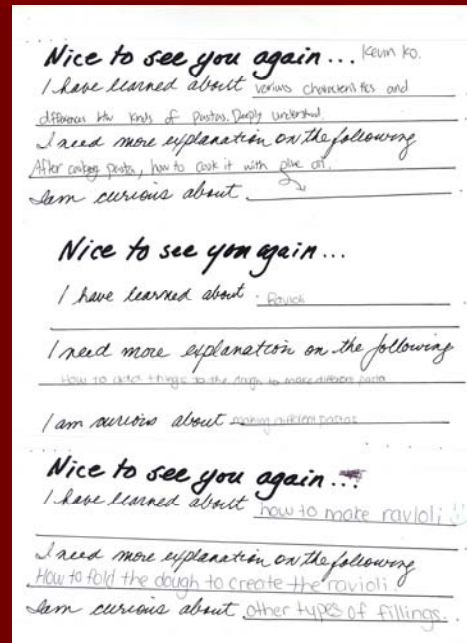
# Recipe, tasting and self-rating

Students made the pasta they designed, tasted, and rated their product.



# Exit Slips and Reflecting


- **Example of Reflecting and Adapting**
- From an exit slip there was a request for stir-fry so I included one in our Vegetarian Foods Unit.
- Block 1: the dish was salty. The students prefer rice instead of noodles.
- Block 2 and 4: For the Mount Fuji Stir-fry, we need to reduce the salt from the miso and soya sauce.
- Comments from a student, named B: Yes Miss Q, good call on reducing the soya sauce and miso paste! Tastes good!
- Additional notes on the agenda: I need to give reminders on clean up, and have students give me their exit slips.





# Feedback, Extension and Assessment:

Students had a practical quiz for the pasta unit to assess their skills. Taking the students' pasta drawings, I made and personalized Valentine cards for each of them, on the last day of class before Olympic break Feb 12, 2010.

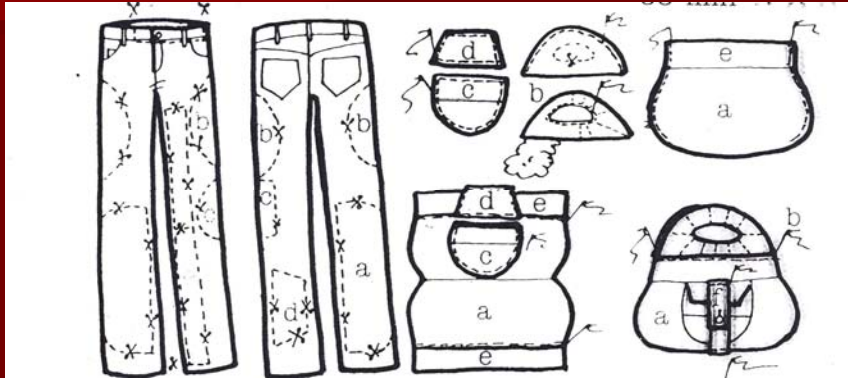


Textiles 11 Recycled Jean Bags: A handbag was made, computer research and written portfolio assignment completed, and mini-fashion of their work was shared to practice their presentation skills.





# Recycled Global Unit: Rubrics



TEXTILE STUDIES WVSS NAME OF PROJECT	Fashion Futures Portfolio Assessment	NAME BLOCK
DESCRIPTION	CRITERIA	TEACHER MARK
Title Page and Assignment Sheet	Clear writing Present a portfolio	1/3
Part A	1. Label Shirts website Causes the Line: mission statement 2. Global Sustainability Minimum 3 points in solution 3. Why is Levi turning green? 4. Better Cotton Initiative	1/3 1/3 1/3 1/3
Part B: Reflections	Ways of recycling jeans 3 different examples Name listed and discuss New ideas suggested	1/3 1/3 1/3 1/3
Research	3 myths of the clothing industry Summary of 3 myths Simply to 2.3 sentences Shows understanding Synthesizes ideas	5 10 15
Empowerment question	Reflect on learning from library research New ideas presented Synthesis of above research	1/3 1/3 1/3 1/3
Subtotal	150	TOTAL 1/25

Criteria	DOES NOT MEET EXPECTATIONS	MEETS EXPECTATIONS	EXCEEDS EXPECTATIONS	Comments
Information Selected for Designer/Artist Statement	Ideas not present or developed	Some ideas of the process of making the bag and details	Clear, engaging ideas of the process of making the bag and details!	Jerry (the Jean bag!)
Delivery	Inconsistent voice, difficult to hear	Good voice	Voice Engages Audience ✓	
Voice	Little eye contact	Eye contact with most of audience	Sustained eye contact ✓	
Body Language	Limited use of body language	Good use of body language	Effective use of body language ✓	
Listening Skills	Not listening to others presentations, chatting while others are modeling	Listening most to most of the presentations	Respectful, listening to others presentations ✓	

STUDENT ASSESSMENT (A) B+ B C+ C C- I *good humor!*

TEACHER ASSESSMENT (A) B+ B C+ C C- I

5/5 ✓

Textile Studies 11  
WVSS  
Name Natalie  
Block \_\_\_\_\_  
Recycled Hand Bags Show Preparation

The Announcer, Tess, will introduce the Model and the Name of the Bag. Each student designer will model her own handbag.  
The following is a list that will assist the student designer in creating your designer's statement. We are stating positive ideas about our creations. As you model, you can recite the designer's statement you have written at the end of the runway walk. Or, if you memorize your lines you could say them as you walk.

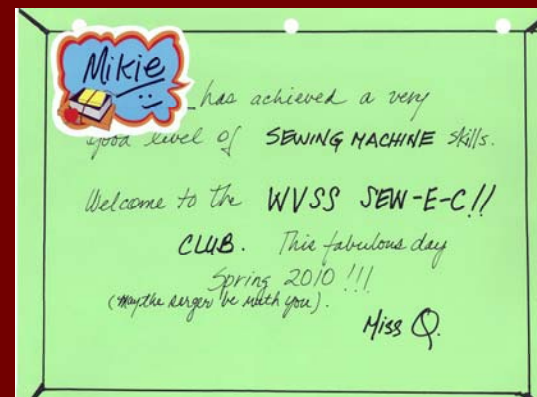
The following information is a guide for your Designer's Statement.  
Details of Project:  
Name of your Handbag:  
Materials made from:  
Design modifications:  
Inspiration:  
Music of the students' choice can be part of the theme and is to be played in the background during the show.

DUE APRIL 22

Fashion Illustration: Still life was set up for two classes. Techniques were demonstrated to students, assignment was explained and individual instructional support was offered. Assignments were modified for a few students. Students continued improving and enjoying their final results!

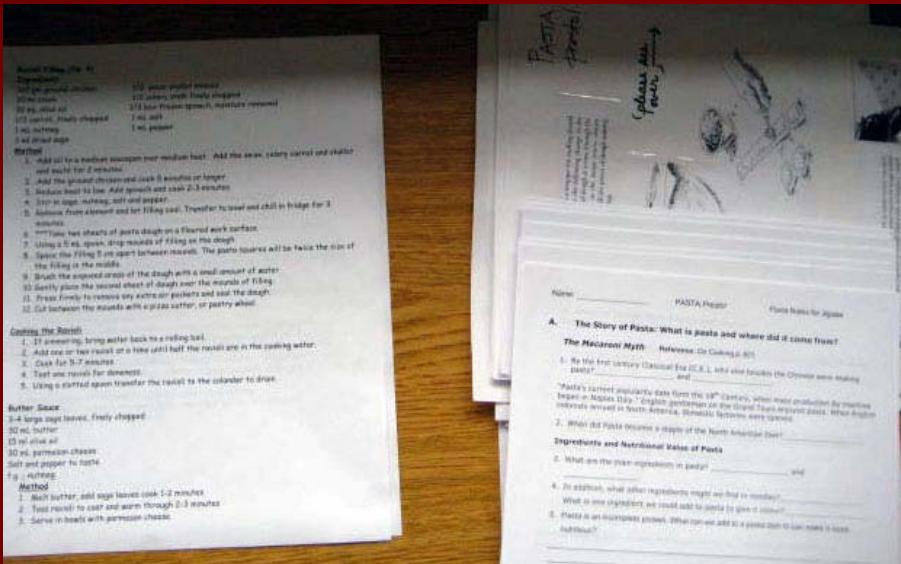


Applied Skills 8: Working with my "little monkeys" we learned a lot. They learned what fabric is, and how to sew ; I practiced the fine art and creative aspects of classroom management: relationship building, guidance, limits and consequences.





# At the end of the day...



Preparing and inputting lab marks and Quiz results into BCEsis

....lead with your heart!

