

501 Blog Review

Airlie Trescowthick

Benet Copeland

Laura Ugucioni

Shuyun Jiang

Yifei Peng

Wheat

Russian Rain Stymies Wheat Production

Egypt To Build 50 Silos

Queensland Concludes Wheat Harvest



Corn



Soybeans

Soybean Train Derails

Argentina
EU Biofuel

Diwali Festival



End of Government Shutdown

- Government will be funded (January 15); debt limit suspension (February 7)
- USDA open once again



Due to the lapse in federal government funding, this website is not available.

After funding has been restored, please allow some time for this website to become available again.

For information about available government services, visit [usa.gov](https://www.usa.gov)

Crucial Data Delayed due to Shutdown

- September's labor figures
- October's data quality
- Taper Delay

Earning Releases

- Indication of Economic growth
- Google earning release beats Wall Street estimates (profit of \$2.97 billion for the quarter ending Sept. 30, up 36 percent from \$2.18 billion for the year-earlier period)
- Apple Oct 28th

Weak US \$

- Higher commodity prices

Currency Chart for DOLLAR INDEX SPOT

• DXY:CUR 79.6500

Compare

1D

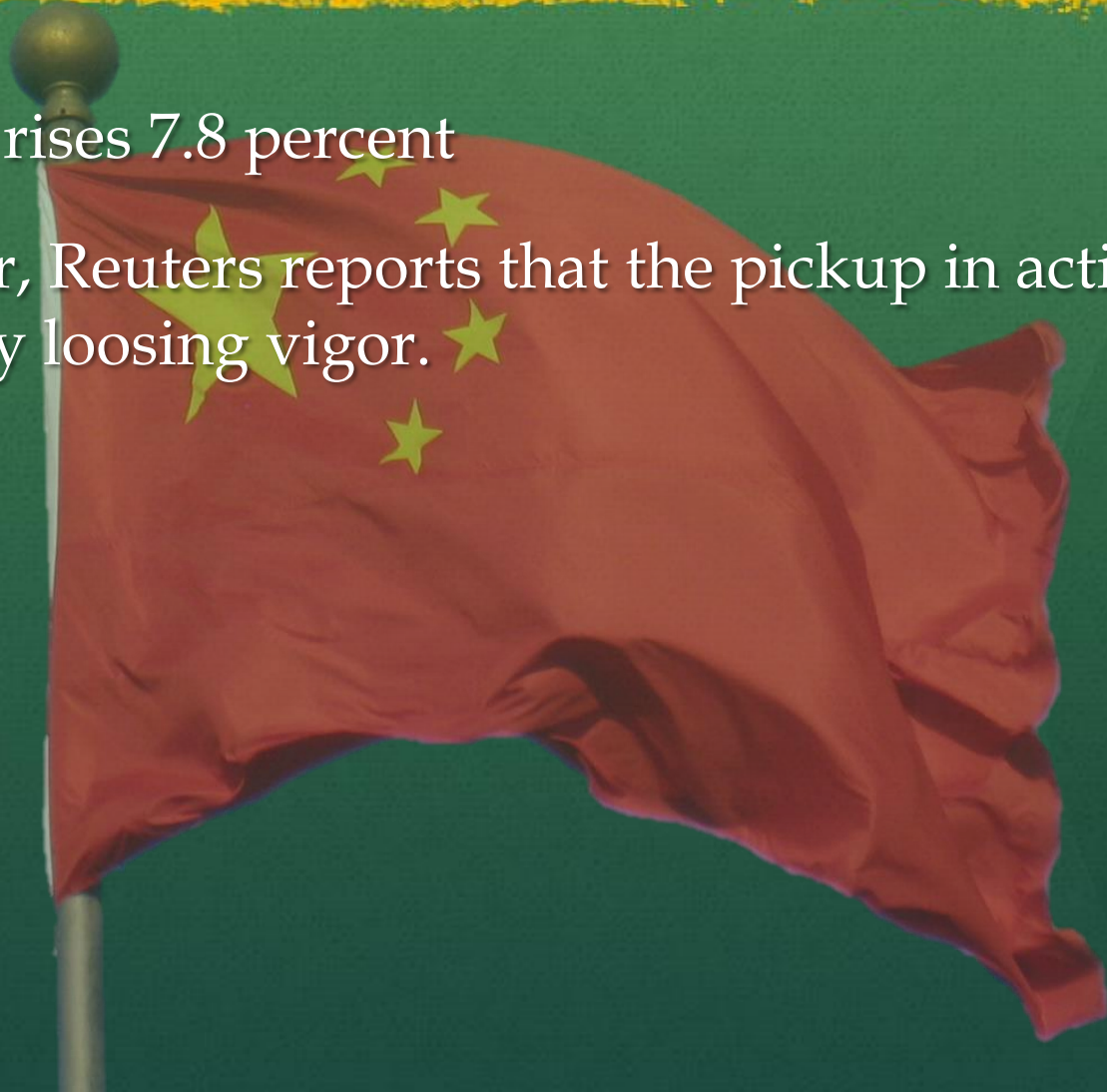
1M

1Y



Growth Accelerates in China

- Q3 GDP rises 7.8 percent
- However, Reuters reports that the pickup in activity is already losing vigor.



Wheat

- Class consensus that wheat prices will continue to increase
- Reasons for increase: weaker US\$, increasing trend.
- Reasons for decrease: higher-than-expected production from Australia, speculation that China's actual imports of wheat lower than expected

Wheat-Corn Spread





CANADIAN JOURNAL OF *Agricultural Economics*

REVUE CANADIENNE *D'Agroéconomie*


Volume 95
Number 5
October 2013

American Journal of Agricultural Economics

European Review of Agricultural Economics

The Australian Journal of
*Agricultural and
Resource Economics*

African Journal of Agricultural and Resource Economics (AfJARE)



How to Understand High Food Prices (pages 308–325)

R Optimal export tax rates of cocoa beans: A vector error correction model

I approach (pages 579–600)

1 a 48.x

J Risti Permani

- *An analysis on China's agricultural bilateral trade costs? 1995-2007*

Ethanol without Subsidies: An Oxymoron or the New Reality? 1317

Bruce A. Babcock

Na Jin, Sergio Horacio Lence, Chad Hart and Dermot James Hayes



Journal of Agricultural Economics, Vol. 61, No. 2, 2010, 398–425
doi: 10.1111/j.1477-9552.2010.00248.x

How to Understand High Food Prices

Christopher L. Gilbert¹

(Original submitted December 2008, revision received January 2010, accepted February 2010.)



Am. J. Agr. Econ. (2013) 95 (3):
628–649.

doi: 10.1093/ajae/aas139

First published online: January 7,
2013



SMALL FARMERS, NGOs, AND A WALMART WORLD: WELFARE EFFECTS OF SUPERMARKETS OPERATING IN NICARAGUA

HOPE C. MICHELSON

Top Performers

- Amanda 59.7%
- Behzad 44.4%
- Gianmarco 40.2%
- Linda 37.8%
- Ruiji 23.5%

Untill now, 10 of us had overall positive returns...

Who earned the most last week?

Gianmarco	22.96%	3
Amanda	22.86%	6
Dennis	20.31%	0
Linda	19.41%	5
Ruiji	19.40%	3

Men & Women



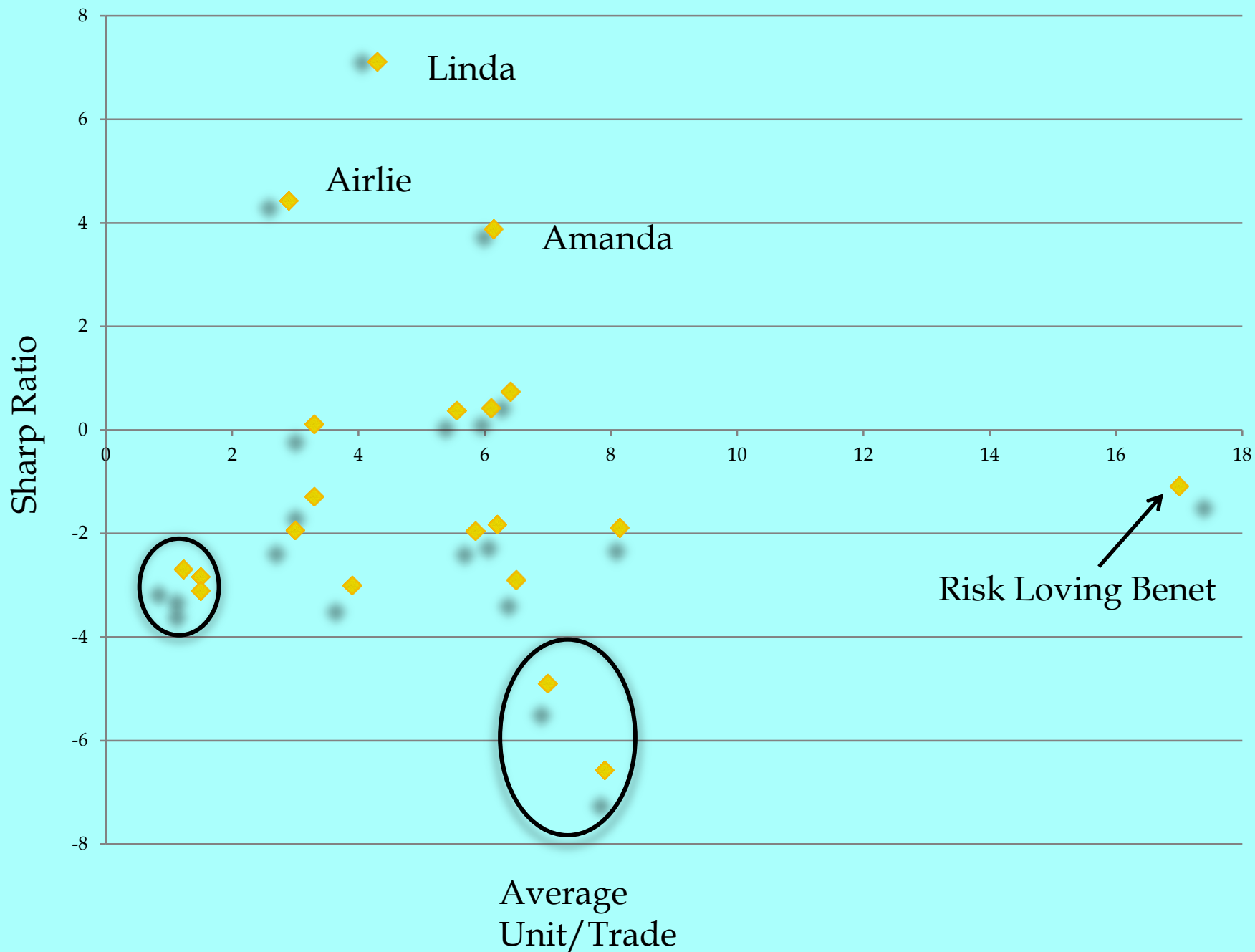
# of Trades	% Return	Did Not Trade
2.6	4%	19%
2	3%	44%



Risk Profiles

Average unit per trade:

17!	---	Benet	1.25	---	Rita
8.14	---	Michael	1.5	---	Laura & Yifei
7.9	---	Alex			
7	---	Vivian			



Top Blogs

Alejandro Barrero

Mia Zheng

Linda Mao

Amanda Ji

Ariel Kagan

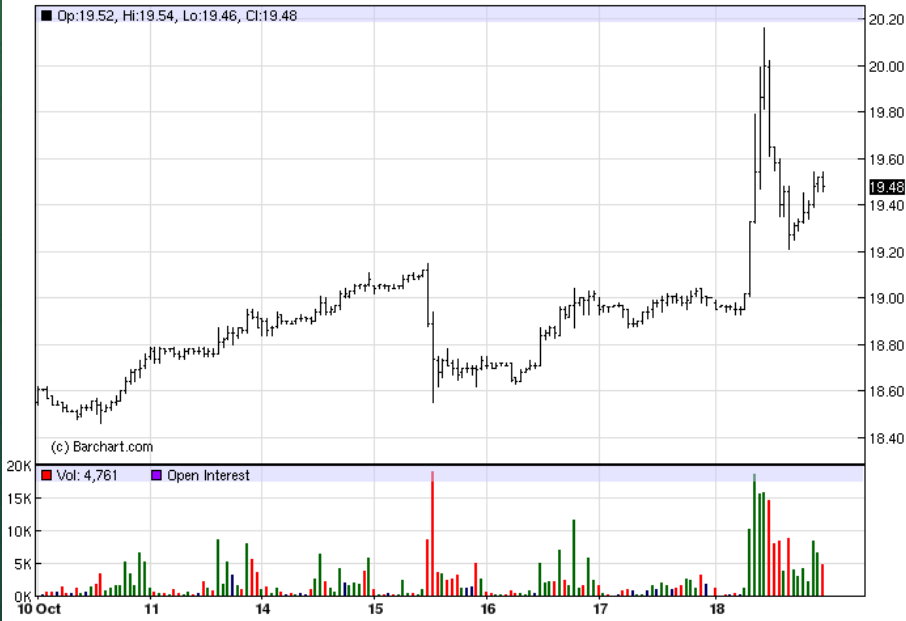
Harmony Bjarnason

GianMarco Vasquez

GianMarco Vasquez

- Sugar Industry in Belize
- 30% of labor force

SBH14 - Sugar #11 - 30 Minute OHLC Chart

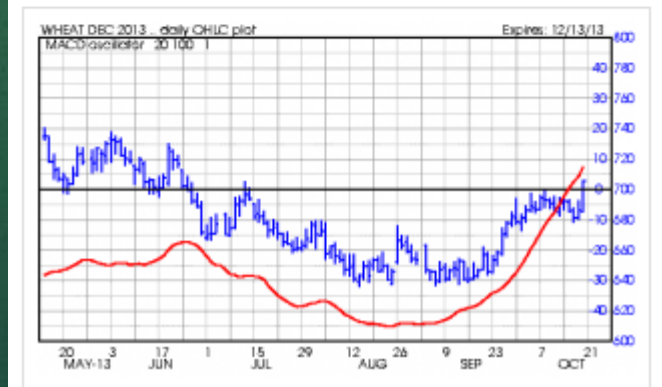
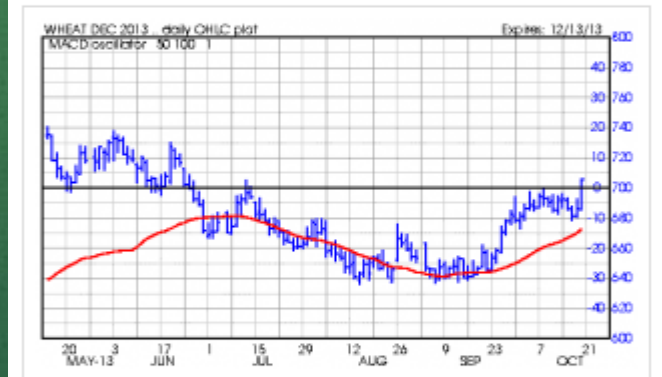
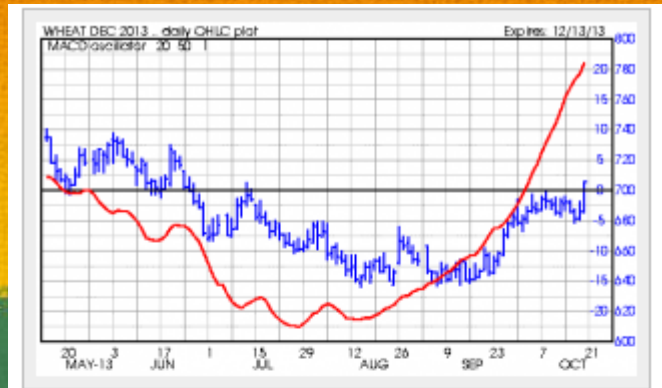


ZWZ13 - Wheat - 30 Minute OHLC Chart



Alejandro Barrero

- MACD
- Moving Average Convergence-Divergence



Linda Mao



- Bollinger Bands
- Moving average 3 lines indicators



Theory is when you know everything but nothing

Mia Zheng

ZW Z3 [10] - WHEAT LAST: 7042 CHANGE: 18'2 HIGH: 705'2 LOW: 685'6 10/18/2013 12:30



Amanda Ji

Candlestick Chart



Harmony Bjarnason



FULLY TODAY FEELS ALOT
THIS. HAPPY WEEKEND!

after 501 midterm

7pm, 515 midterm
is complete and I
am about to let
out a sigh of releif.
We almost close the day here
until I realize that the document
did not saved properly!

6.30am wakeup
on very little sleep.
The day opened here, but
had potential.

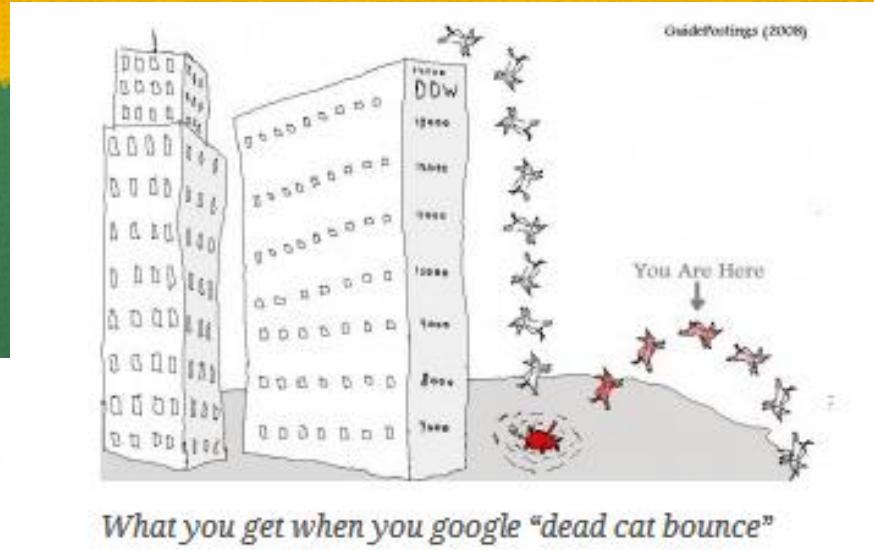
quest case study

Did I mention I'm a vegetarian,
I never want to hear
the word NoVeggie again!

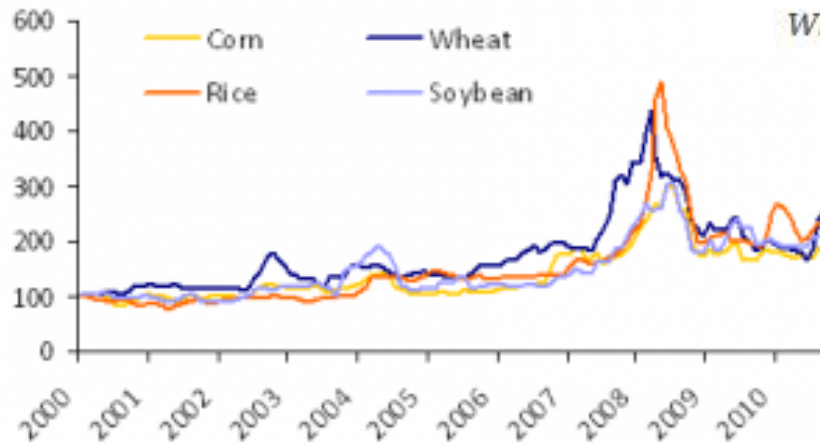
sitting down at the computer
at 8.45pm.. to start again while my husband and
father in law crack open the wine without me.

Obama
Stephen Harper
CETA

Ariel Kagan



International Cereal Prices
Index, January 2000=100



Source: FAO.

Is this spike really caused by food shortages, or was it the markets' herd mentality?



Top 5



Mia




Alejandro



Harmony



Linda



GianMarco

Conclusion

- Read everyone's blog
- Think out of the box
- Last Round – Final Spurt



**»»» FINAL
TRADE**

The image shows a logo for 'Final Trade'. It features three green chevrons pointing right, followed by the word 'FINAL' in a bold, white, sans-serif font. Below 'FINAL' is the word 'TRADE' in a larger, bold, white, sans-serif font. The background is dark with a subtle grid pattern and some light effects.